

Résultats

Séries : 50 Nage Libre Dames

[J1 : Di 06/11/2011 - R1]

1.	DESNUES Marion	1991	FRA	STADE CLERMONT NATATION [1]	+1.02	27.65	1201 pts
2.	FARGIER Laetitia	1992	FRA	VICHY VAL D'ALLIER NATATION [1]	+0.86	28.21	1165 pts
3.	OSSEDAT Marine	1996	FRA	CN RIOM [1]	+0.87	29.27	1097 pts
4.	TIBLE Adeline	1991	FRA	ASPTT AURILLAC [1]	+0.97	29.47	1084 pts
5.	GRAND Marine	1996	FRA	CHAMALIERES-MONTFERRAND N [1]	+0.92	29.59	1077 pts
6.	LURAT Stéphanie	1991	FRA	MONTLUÇON NATATION [1]	+0.98	29.93	1055 pts
7.	DOS SANTOS Aurore	1992	FRA	CO BRIOUDE NATATION [1]	+0.80	29.99	1052 pts
8.	DUDO Yaël	1986	FRA	CN LE PUY-EN-VELAY [1]	+0.89	30.45	1023 pts
9.	ALMARCHA Marine	1990	FRA	ASPTT CLERMONT-FERRAND [1]	+1.04	31.51	960 pts
10.	VAUCANSON Camille	1995	FRA	MONISTROL NATATION [1]	+0.89	32.13	923 pts
11.	CHATEAU Amélie	1985	FRA	GANNAT OLYMPIQUE N [1]	+0.93	32.56	899 pts
12.	PITTOIS Mathilde	1996	FRA	US ISSOIRE [1]	+0.76	32.57	898 pts
13.	FORET Céline	1992	FRA	US VIC-LE-COMTE NATATION [1]	+0.80	33.40	851 pts
14.	JOURDET Claire	1998	FRA	SN LEMPDES [1]	+0.84	34.56	788 pts
15.	VALENTIN Lou	1999	FRA	DAUPHINS YSSINGEAUX [1]	+0.82	34.78	776 pts
16.	JEDRASIAK Maelle	2001	FRA	MONTLUÇON NATATION [2]	+0.95	34.99	765 pts
17.	REGNAULT Mélissa	1999	FRA	MOULINS AQUAVIE [1]	+0.89	35.02	764 pts
18.	GIRAUDIE Célia	1995	FRA	STADE CLERMONT NATATION [2]	+1.00	35.81	723 pts
19.	HILAIRE Anne-Laure	1991	FRA	CHAMALIERES-MONTFERRAND N [2]	+1.01	36.21	702 pts
20.	ROCHE Alice	2000	FRA	VICHY VAL D'ALLIER NATATION [2]	+0.69	40.86	487 pts
---	DESMOTS Lucile	1998	FRA	STADE CLERMONT NATATION [2]		DNS dec	
---	MANSE Solene	2001	FRA	MOULINS AQUAVIE [1]		DNS dec	
---	MONTUPET Mallory	2000	FRA	VICHY VAL D'ALLIER NATATION [2]		DNS dec	

Séries : 100 Nage Libre Dames

[J1 : Di 06/11/2011 - R2]

1.	NERRIERE Coralie	1994	FRA	STADE CLERMONT NATATION [1]	+0.77	59.24	1209 pts
50 m :	28.83 (28.83)	100 m :	59.24 (30.41)	[59.24]			
2.	MARTIN Héloïse	1995	FRA	CO BRIOUDE NATATION [1]	+0.79	1:04.83	1035 pts
50 m :	31.11 (31.11)	100 m :	1:04.83 (33.72)	[1:04.83]			
3.	SOALHAT Lauriane	1993	FRA	VICHY VAL D'ALLIER NATATION [1]	+0.75	1:05.82	1005 pts
50 m :	31.54 (31.54)	100 m :	1:05.82 (34.28)	[1:05.81]			
4.	MALLERET Julie	1994	FRA	CHAMALIERES-MONTFERRAND N [1]	+0.86	1:06.68	980 pts
50 m :	32.38 (32.38)	100 m :	1:06.68 (34.30)	[1:06.68]			
5.	THERRE Marilou	1998	FRA	STADE CLERMONT NATATION [2]	+0.88	1:06.91	974 pts
50 m :	33.31 (33.31)	100 m :	1:06.91 (33.60)	[1:06.91]			
6.	GRILHAULT DES FONTAINES Salome	1995	FRA	MOULINS AQUAVIE [1]	+0.92	1:07.14	967 pts
50 m :	31.99 (31.99)	100 m :	1:07.14 (35.15)	[1:07.14]			
7.	ALMARCHA Marine	1990	FRA	ASPTT CLERMONT-FERRAND [1]	+0.90	1:07.29	963 pts
50 m :	31.86 (31.86)	100 m :	1:07.29 (35.43)	[1:07.29]			
8.	RELIANT Marine	1990	FRA	MONTLUÇON NATATION [1]	+0.83	1:07.69	951 pts
50 m :	31.96 (31.96)	100 m :	1:07.69 (35.73)	[1:07.69]			
9.	BARRON Emilie	1996	FRA	CN LE PUY-EN-VELAY [1]	+0.82	1:08.43	930 pts
50 m :	32.70 (32.70)	100 m :	1:08.43 (35.73)	[1:08.43]			
10.	TIXIER Audrey	1994	FRA	GANNAT OLYMPIQUE N [1]	+0.87	1:08.80	919 pts
50 m :	33.05 (33.05)	100 m :	1:08.80 (35.75)	[1:08.80]			
11.	POTUS Camille	1984	FRA	MONISTROL NATATION [1]	+0.98	1:10.68	867 pts
50 m :	33.48 (33.48)	100 m :	1:10.68 (37.20)	[1:10.68]			
12.	LHOSPITALIER Cassandre	1997	FRA	CN RIOM [1]	+0.85	1:12.52	818 pts
50 m :	35.66 (35.66)	100 m :	1:12.52 (36.86)	[1:12.52]			
13.	SENAUD Margot	1998	FRA	ASPTT AURILLAC [1]	+0.87	1:13.63	788 pts
50 m :	34.70 (34.70)	100 m :	1:13.63 (38.93)	[1:13.63]			
14.	DAUZAT Méline	1994	FRA	US VIC-LE-COMTE NATATION [1]	+0.98	1:15.01	753 pts
50 m :	35.97 (35.97)	100 m :	1:15.01 (39.04)	[1:15.01]			
15.	GUIENOT Océane	1994	FRA	MONTLUÇON NATATION [2]	+0.90	1:15.21	748 pts
50 m :	36.58 (36.58)	100 m :	1:15.21 (38.63)	[1:15.20]			
16.	PERTUCAS Charline	1993	FRA	CHAMALIERES-MONTFERRAND N [2]	+0.89	1:15.22	747 pts
50 m :	36.18 (36.18)	100 m :	1:15.22 (39.04)	[1:15.22]			
17.	RENE Malaury	2000	FRA	DAUPHINS YSSINGEAUX [1]	+0.93	1:15.36	744 pts
50 m :	36.64 (36.64)	100 m :	1:15.36 (38.72)	[1:15.36]			

Résultats

(Suite) Séries : 100 Nage Libre Dames

[J1 : Di 06/11/2011 - R2]

18. SCHANDENE Noemie	1996	FRA	US ISSOIRE [1]	+0.90	1:17.40	693 pts
50 m : 36.76 (36.76)	100 m : 1:17.40 (40.64) [1:17.40]					
19. JOURDET Claire	1998	FRA	SN LEMPDES [1]	+0.89	1:18.31	671 pts
50 m : 37.51 (37.51)	100 m : 1:18.31 (40.80) [1:18.31]					
20. DA RE Fiona	2000	FRA	VICHY VAL D'ALLIER NATATION [2]	+0.54	1:22.17	581 pts
50 m : 38.08 (38.08)	100 m : 1:22.17 (44.09) [1:22.17]					
--- ROBERT Chloé	1992	FRA	CHAMALIERES-MONTFERRAND N [1]		DNS dec	
--- ROCHE Alice	2000	FRA	VICHY VAL D'ALLIER NATATION [2]		DNS dec	
--- TIBLE Adeline	1991	FRA	ASPTT AURILLAC [1]		DNS dec	

Séries : 200 Nage Libre Dames

[J1 : Di 06/11/2011 - R1]

1. NERRIERE Coralie	1994	FRA	STADE CLERMONT NATATION [1]	+0.74	2:10.52	1154 pts
50 m : 29.28 (29.28)	100 m : 1:01.73 (32.45) [1:01.73]	150 m : 1:36.21 (34.48)	200 m : 2:10.52 (34.31) [1:08.79]			
2. GRANET Mathilde	1997	FRA	CN RIOM [1]	+0.71	2:20.77	997 pts
50 m : 32.01 (32.01)	100 m : 1:07.80 (35.79) [1:07.80]	150 m : 1:44.23 (36.43)	200 m : 2:20.77 (36.54) [1:12.97]			
3. SOALHAT Lauriane	1993	FRA	VICHY VAL D'ALLIER NATATION [1]	+0.74	2:23.56	956 pts
50 m : 32.81 (32.81)	100 m : 1:08.92 (36.11) [1:08.92]	150 m : 1:45.82 (36.90)	200 m : 2:23.56 (37.74) [1:14.64]			
4. ROBERT Manon	1997	FRA	CHAMALIERES-MONTFERRAND N [1]	+0.90	2:25.60	927 pts
50 m : 33.05 (33.05)	100 m : 1:10.56 (37.51) [1:10.56]	150 m : 1:49.08 (38.52)	200 m : 2:25.60 (36.52) [1:15.04]			
5. BARRON Emilie	1996	FRA	CN LE PUY-EN-VELAY [1]	+0.79	2:27.43	901 pts
50 m : 34.46 (34.46)	100 m : 1:12.30 (37.84) [1:12.30]	150 m : 1:50.54 (38.24)	200 m : 2:27.43 (36.89) [1:15.13]			
6. SICARD Tiphaine	1998	FRA	CO BRIOUDE NATATION [1]	+0.88	2:34.33	807 pts
50 m : 34.10 (34.10)	100 m : 1:13.21 (39.11) [1:13.20]	150 m : 1:54.56 (41.35)	200 m : 2:34.33 (39.77) [1:21.12]			
7. OLLIVIER Maëliiss	1992	FRA	STADE CLERMONT NATATION [2]	+0.99	2:38.06	758 pts
50 m : 36.39 (36.39)	100 m : 1:16.00 (39.61) [1:16.00]	150 m : 1:57.19 (41.19)	200 m : 2:38.06 (40.87) [1:22.06]			
8. HARDY Cindy	1996	FRA	MONTLUÇON NATATION [1]	+0.85	2:38.17	757 pts
50 m : 35.19 (35.19)	100 m : 1:13.93 (38.74) [1:13.93]	150 m : 1:55.54 (41.61)	200 m : 2:38.17 (42.63) [1:24.24]			
9. MAISTRELLO Justine	1996	FRA	US VIC-LE-COMTE NATATION [1]	---	2:38.90	748 pts
50 m : 34.09 (34.09)	100 m : 1:14.19 (40.10) [1:14.19]	150 m : 1:57.19 (43.00)	200 m : 2:38.90 (41.71) [1:24.71]			
10. VERDELLET Méline	1987	FRA	GANNAT OLYMPIQUE N [1]	+0.96	2:39.84	736 pts
50 m : 36.21 (36.21)	100 m : 1:15.98 (39.77) [1:15.98]	150 m : 1:58.32 (42.34)	200 m : 2:39.84 (41.52) [1:23.86]			
11. BUISSON Laura	1996	FRA	MOULINS AQUAVIE [1]	+0.77	2:40.85	723 pts
50 m : 36.63 (36.63)	100 m : 1:18.39 (41.76) [1:18.39]	150 m : 2:00.51 (42.12)	200 m : 2:40.85 (40.34) [1:22.46]			
12. GARNIER Justine	1998	FRA	US ISSOIRE [1]	+0.80	2:45.71	663 pts
50 m : 37.40 (37.40)	100 m : 1:19.58 (42.18) [1:19.58]	150 m : 2:04.16 (44.58)	200 m : 2:45.71 (41.55) [1:26.13]			
13. BARDEL Pauline	1997	FRA	MONISTROL NATATION [1]	+0.82	2:49.22	622 pts
50 m : 36.35 (36.35)	100 m : 1:18.89 (42.54) [1:18.89]	150 m : 2:03.99 (45.10)	200 m : 2:49.22 (45.23) [1:30.33]			
14. BEST Aurore	1994	FRA	CHAMALIERES-MONTFERRAND N [2]	+0.95	2:51.32	597 pts
50 m : 36.45 (36.45)	100 m : 1:18.88 (42.43) [1:18.88]	150 m : 2:04.71 (45.83)	200 m : 2:51.32 (46.61) [1:32.44]			
15. VENET Camille	1998	FRA	DAUPHINS YSSINGEAUX [1]	+0.88	2:52.02	589 pts
50 m : 39.23 (39.23)	100 m : 1:22.84 (43.61) [1:22.84]	150 m : 2:08.36 (45.52)	200 m : 2:52.02 (43.66) [1:29.18]			
16. LEMAITRE Eliane	1997	FRA	SN LEMPDES [1]	+0.79	2:53.72	570 pts
50 m : 36.92 (36.92)	100 m : 1:20.30 (43.38) [1:20.30]	150 m : 2:06.59 (46.29)	200 m : 2:53.72 (47.13) [1:33.42]			
17. SENAUD Romane	1996	FRA	ASPTT AURILLAC [1]	+0.94	2:58.98	513 pts
50 m : 39.80 (39.80)	100 m : 1:25.27 (45.47) [1:25.27]	150 m : 2:13.18 (47.91)	200 m : 2:58.98 (45.80) [1:33.71]			
18. CLEMENT Margaux	1997	FRA	ASPTT CLERMONT-FERRAND [1]	+0.89	2:59.96	503 pts
50 m : 39.18 (39.18)	100 m : 1:24.81 (45.63) [1:24.81]	150 m : 2:13.25 (48.44)	200 m : 2:59.96 (46.71) [1:35.15]			
19. MELLOUKI Lilia-Marie	2000	FRA	MONTLUÇON NATATION [2]	+0.60	3:13.73	369 pts
50 m : 44.23 (44.23)	100 m : 1:34.93 (50.70) [1:34.93]	150 m : 2:25.50 (50.57)	200 m : 3:13.73 (48.23) [1:38.80]			
20. RODRIGUEZ Lea	2000	FRA	VICHY VAL D'ALLIER NATATION [2]	---	3:14.45	363 pts
50 m : 42.12 (42.12)	100 m : 1:35.11 (52.99) [1:35.11]	150 m : 2:28.01 (52.90)	200 m : 3:14.45 (46.44) [1:39.34]			
--- DA RE Fiona	2000	FRA	VICHY VAL D'ALLIER NATATION [2]		DNS dec	
--- SENAUD Margot	1998	FRA	ASPTT AURILLAC [1]		DNS dec	

Séries : 400 Nage Libre Dames

[J1 : Di 06/11/2011 - R1]

1. DUCHAMPT Léa	1991	FRA	STADE CLERMONT NATATION [1]	+0.72	4:32.24	1155 pts
50 m : 32.20 (32.20)	100 m : 1:07.10 (34.90) [1:07.09]	150 m : 1:41.57 (34.47)	200 m : 2:16.30 (34.73) [1:09.20]			
250 m : 2:50.51 (34.21)	300 m : 3:24.99 (34.48) [1:08.69]	350 m : 3:59.41 (34.42)	400 m : 4:32.24 (32.83) [1:07.25]			

Résultats

(Suite) Séries : 400 Nage Libre Dames

[J1 : Di 06/11/2011 - R1]

2. ANTIGNAC Jeanne	1996 FRA CN RIOM [1]	+0.89	4:55.57	980 pts
50 m : 33.46 (33.46)	100 m : 1:10.72 (37.26) [1:10.72]	150 m : 1:47.50 (36.78)	200 m : 2:24.90 (37.40) [1:14.18]	
250 m : 3:02.77 (37.87)	300 m : 3:40.61 (37.84) [1:15.70]	350 m : 4:18.87 (38.26)	400 m : 4:55.57 (36.70) [1:14.95]	
3. GIL QUERE Clémentine	1998 FRA CHAMALIERES-MONTFERRAND N [1]	+0.90	5:03.40	924 pts
50 m : 33.68 (33.68)	100 m : 1:11.20 (37.52) [1:11.20]	150 m : 1:50.10 (38.90)	200 m : 2:28.94 (38.84) [1:17.73]	
250 m : 3:07.29 (38.35)	300 m : 3:45.94 (38.65) [1:17.00]	350 m : 4:25.10 (39.16)	400 m : 5:03.40 (38.30) [1:17.45]	
4. PONTVIANNE Coralie	1989 FRA MONISTROL NATATION [1]	+0.82	5:10.06	878 pts
50 m : 34.97 (34.97)	100 m : 1:13.59 (38.62) [1:13.59]	150 m : 1:52.82 (39.23)	200 m : 2:32.89 (40.07) [1:19.30]	
250 m : 3:12.58 (39.69)	300 m : 3:52.44 (39.86) [1:19.55]	350 m : 4:32.05 (39.61)	400 m : 5:10.06 (38.01) [1:17.62]	
5. DEMARCHI Lucie	1993 FRA GANNAT OLYMPIQUE N [1]	+0.73	5:10.07	878 pts
50 m : 34.57 (34.57)	100 m : 1:13.18 (38.61) [1:13.18]	150 m : 1:52.67 (39.49)	200 m : 2:32.76 (40.09) [1:19.58]	
250 m : 3:12.96 (40.20)	300 m : 3:53.15 (40.19) [1:20.39]	350 m : 4:32.58 (39.43)	400 m : 5:10.07 (37.49) [1:16.92]	
6. COULANGES Alanna	1997 FRA SN LEMPDES [1]	+0.80	5:11.20	871 pts
50 m : 34.50 (34.50)	100 m : 1:13.45 (38.95) [1:13.45]	150 m : 1:54.08 (40.63)	200 m : 2:34.33 (40.25) [1:20.88]	
250 m : 3:14.74 (40.41)	300 m : 3:54.99 (40.25) [1:20.66]	350 m : 4:35.11 (40.12)	400 m : 5:11.20 (36.09) [1:16.20]	
7. SABATIER Chloe	1997 FRA CO BRIOUDE NATATION [1]	+0.86	5:12.55	861 pts
50 m : 35.09 (35.09)	100 m : 1:13.98 (38.89) [1:13.98]	150 m : 1:53.59 (39.61)	200 m : 2:33.63 (40.04) [1:19.65]	
250 m : 3:14.03 (40.40)	300 m : 3:54.29 (40.26) [1:20.66]	350 m : 4:34.58 (40.29)	400 m : 5:12.55 (37.97) [1:18.26]	
8. REVIRON Lucie	1992 FRA DAUPHINS YSSINGEAUX [1]	+0.95	5:28.85	755 pts
50 m : 35.77 (35.77)	100 m : 1:16.29 (40.52) [1:16.29]	150 m : 1:58.35 (42.06)	200 m : 2:40.41 (42.06) [1:24.12]	
250 m : 3:22.92 (42.51)	300 m : 4:05.31 (42.39) [1:24.90]	350 m : 4:47.79 (42.48)	400 m : 5:28.85 (41.06) [1:23.54]	
9. BENOIT Natacha	1999 FRA ASPTT CLERMONT-FERRAND [1]	+0.70	5:33.55	726 pts
50 m : 36.15 (36.15)	100 m : 1:18.21 (42.06) [1:18.21]	150 m : 2:01.47 (43.26)	200 m : 2:44.24 (42.77) [1:26.03]	
250 m : 3:26.80 (42.56)	300 m : 4:08.83 (42.03) [1:24.59]	350 m : 4:52.70 (43.87)	400 m : 5:33.55 (40.85) [1:24.72]	
10. MELLOUKI Amina-Farah	1998 FRA MONTLUÇON NATATION [1]	+0.88	5:40.15	685 pts
50 m : 35.63 (35.63)	100 m : 1:16.48 (40.85) [1:16.48]	150 m : 2:00.00 (43.52)	200 m : 2:43.41 (43.41) [1:26.93]	
250 m : 3:26.92 (43.51)	300 m : 4:11.42 (44.50) [1:28.01]	350 m : 4:56.67 (45.25)	400 m : 5:40.15 (43.48) [1:28.73]	
11. CAZES Manon	1993 FRA VICHY VAL D'ALLIER NATATION [1]	+1.00	5:40.31	684 pts
50 m : 39.16 (39.16)	100 m : 1:20.86 (41.70) [1:20.86]	150 m : 2:03.49 (42.63)	200 m : 2:46.61 (43.12) [1:25.75]	
250 m : 3:30.37 (43.76)	300 m : 4:14.16 (43.79) [1:27.55]	350 m : 4:57.51 (43.35)	400 m : 5:40.31 (42.80) [1:26.15]	
12. LERON Jeanne	1997 FRA ASPTT AURILLAC [1]	+0.70	5:50.69	623 pts
50 m : 36.81 (36.81)	100 m : 1:19.18 (42.37) [1:19.18]	150 m : 2:03.82 (44.64)	200 m : 2:48.55 (44.73) [1:29.37]	
250 m : 3:33.53 (44.98)	300 m : 4:19.66 (46.13) [1:31.11]	350 m : 5:07.40 (47.74)	400 m : 5:50.69 (43.29) [1:31.03]	
13. AUCOUTURIER Charlotte	1987 FRA US ISSOIRE [1]	+0.84	5:51.83	617 pts
50 m : 38.43 (38.43)	100 m : 1:20.13 (41.70) [1:20.13]	150 m : 2:03.97 (43.84)	200 m : 2:48.87 (44.90) [1:28.74]	
250 m : 3:34.96 (46.09)	300 m : 4:20.69 (45.73) [1:31.82]	350 m : 5:06.49 (45.80)	400 m : 5:51.83 (45.34) [1:31.14]	
14. AUCOUTURIER Marion	1987 FRA CN LE PUY-EN-VELAY [1]	+0.85	5:51.94	616 pts
50 m : 38.50 (38.50)	100 m : 1:20.29 (41.79) [1:20.29]	150 m : 2:04.15 (43.86)	200 m : 2:49.30 (45.15) [1:29.01]	
250 m : 3:35.35 (46.05)	300 m : 4:21.69 (46.34) [1:32.39]	350 m : 5:08.38 (46.69)	400 m : 5:51.94 (43.56) [1:30.25]	
15. ROCHE Mathilde	1996 FRA VICHY VAL D'ALLIER NATATION [2]	+0.82	5:52.09	615 pts
50 m : 37.02 (37.02)	100 m : 1:19.17 (42.15) [1:19.17]	150 m : 2:03.62 (44.45)	200 m : 2:49.16 (45.54) [1:29.99]	
250 m : 3:34.84 (45.68)	300 m : 4:20.64 (45.80) [1:31.48]	350 m : 5:07.49 (46.85)	400 m : 5:52.09 (44.60) [1:31.45]	
16. BONNARD Jaadhes	1997 FRA MONTLUÇON NATATION [2]	+0.78	5:59.22	575 pts
50 m : 39.65 (39.65)	100 m : 1:23.66 (44.01) [1:23.66]	150 m : 2:08.50 (44.84)	200 m : 2:54.77 (46.27) [1:31.11]	
250 m : 3:41.07 (46.30)	300 m : 4:27.53 (46.46) [1:32.76]	350 m : 5:13.86 (46.33)	400 m : 5:59.22 (45.36) [1:31.69]	
17. LALLOZ Manon	1994 FRA US VIC-LE-COMTE NATATION [1]	+0.85	5:59.50	574 pts
50 m : 39.53 (39.53)	100 m : 1:23.44 (43.91) [1:23.44]	150 m : 2:09.74 (46.30)	200 m : 2:56.41 (46.67) [1:32.97]	
250 m : 3:41.86 (45.45)	300 m : 4:29.42 (47.56) [1:33.01]	350 m : 5:16.06 (46.64)	400 m : 5:59.50 (43.44) [1:30.08]	
18. GUZMAN Angeline	1996 FRA STADE CLERMONT NATATION [2]	+1.11	6:07.21	532 pts
50 m : 41.19 (41.19)	100 m : 1:26.23 (45.04) [1:26.23]	150 m : 2:12.45 (46.22)	200 m : 2:59.60 (47.15) [1:33.37]	
250 m : 3:47.37 (47.77)	300 m : 4:34.64 (47.27) [1:35.04]	350 m : 5:21.27 (46.63)	400 m : 6:07.21 (45.94) [1:32.57]	
19. BUVAT Léane	1997 FRA MOULINS AQUAVIE [1]	+0.89	6:27.88	428 pts
50 m : 41.29 (41.29)	100 m : 1:28.13 (46.84) [1:28.13]	150 m : 2:17.12 (48.99)	200 m : 3:04.12 (47.00) [1:35.99]	
250 m : 3:53.35 (49.23)	300 m : 4:45.33 (51.98) [1:41.21]	350 m : 5:35.53 (50.20)	400 m : 6:27.88 (52.35) [1:42.55]	
20. BRUNET Julie	2000 FRA CHAMALIERES-MONTFERRAND N [2]	---	6:35.80	391 pts
50 m : 40.37 (40.37)	100 m : 1:27.48 (47.11) [1:27.48]	150 m : 2:16.20 (48.72)	200 m : 3:05.31 (49.11) [1:37.83]	
250 m : 3:54.39 (49.08)	300 m : 4:44.13 (49.74) [1:38.82]	350 m : 5:34.64 (50.51)	400 m : 6:35.80 (1:01.16) [1:51.67]	
--- RENE Ophelie	1995 FRA MONTLUÇON NATATION [2]		DNS dec	
--- RODRIGUEZ Lea	2000 FRA VICHY VAL D'ALLIER NATATION [2]		DNS dec	

Résultats

(Suite) Séries : 800 Nage Libre Dames

[J1 : Di 06/11/2011 - R2]

13. D'ETTORRE Anne	1984	FRA	ASPTT CLERMONT-FERRAND [1]	+1.10	11:20.18	729 pts
50 m : 37.39 (37.39)	100 m : 1:17.35 (39.96)	[1:17.34]	150 m : 1:58.86 (41.51)	200 m : 2:40.59 (41.73)	[1:23.24]	
250 m : 3:23.06 (42.47)	300 m : 4:05.90 (42.84)	[1:25.31]	350 m : 4:49.09 (43.19)	400 m : 5:31.99 (42.90)	[1:26.09]	
450 m : 6:15.15 (43.16)	500 m : 6:58.47 (43.32)	[1:26.48]	550 m : 7:42.17 (43.70)	600 m : 8:26.17 (44.00)	[1:27.70]	
650 m : 9:10.12 (43.95)	700 m : 9:54.36 (44.24)	[1:28.19]	750 m : 10:38.08 (43.72)	800 m : 11:20.18 (42.10)	[1:25.82]	
14. NATUREL Anaïs	1994	FRA	SN LEMPDES [1]	+0.89	11:23.42	719 pts
50 m : 37.73 (37.73)	100 m : 1:19.08 (41.35)	[1:19.08]	150 m : 2:01.80 (42.72)	200 m : 2:44.53 (42.73)	[1:25.45]	
250 m : 3:27.65 (43.12)	300 m : 4:11.08 (43.43)	[1:26.55]	350 m : 4:54.19 (43.11)	400 m : 5:38.73 (44.54)	[1:27.65]	
450 m : 6:22.30 (43.57)	500 m : 7:05.81 (43.51)	[1:27.08]	550 m : 7:48.78 (42.97)	600 m : 8:32.46 (43.68)	[1:26.65]	
650 m : 9:15.74 (43.28)	700 m : 9:59.03 (43.29)	[1:26.57]	750 m : 10:42.02 (42.99)	800 m : 11:23.42 (41.40)	[1:24.39]	
15. MAISTRELLO Justine	1996	FRA	US VIC-LE-COMTE NATATION [1]	+0.92	11:31.50	694 pts
50 m : 38.63 (38.63)	100 m : 1:21.37 (42.74)	[1:21.37]	150 m : 2:04.92 (43.55)	200 m : 2:48.58 (43.66)	[1:27.21]	
250 m : 3:32.64 (44.06)	300 m : 4:16.87 (44.23)	[1:28.29]	350 m : 5:01.42 (44.55)	400 m : 5:45.22 (43.80)	[1:28.35]	
450 m : 6:29.39 (44.17)	500 m : 7:12.92 (43.53)	[1:27.70]	550 m : 7:56.23 (43.31)	600 m : 8:40.03 (43.80)	[1:27.11]	
650 m : 9:23.37 (43.34)	700 m : 10:06.64 (43.27)	[1:26.61]	750 m : 10:50.29 (43.65)	800 m : 11:31.50 (41.21)	[1:24.86]	
16. BOURNADET Charlotte	1999	FRA	VICHY VAL D'ALLIER NATATION [2]	+0.78	11:50.15	638 pts
50 m : 39.42 (39.42)	100 m : 1:23.01 (43.59)	[1:23.01]	150 m : 2:07.93 (44.92)	200 m : 2:52.84 (44.91)	[1:29.83]	
250 m : 3:38.07 (45.23)	300 m : 4:23.19 (45.12)	[1:30.35]	350 m : 5:08.31 (45.12)	400 m : 5:53.35 (45.04)	[1:30.16]	
450 m : 6:38.37 (45.02)	500 m : 7:24.13 (45.76)	[1:30.78]	550 m : 8:09.70 (45.57)	600 m : 8:54.94 (45.24)	[1:30.81]	
650 m : 9:40.50 (45.56)	700 m : 10:25.34 (44.84)	[1:30.40]	750 m : 11:09.85 (44.51)	800 m : 11:50.15 (40.30)	[1:24.81]	
17. LERON Jeanne	1997	FRA	ASPTT AURILLAC [1]	+0.74	11:52.76	631 pts
50 m : 36.56 (36.56)	100 m : 1:19.55 (42.99)	[1:19.55]	150 m : 2:03.00 (43.45)	200 m : 2:48.18 (45.18)	[1:28.63]	
250 m : 3:33.57 (45.39)	300 m : 4:18.68 (45.11)	[1:30.50]	350 m : 5:04.51 (45.83)	400 m : 5:50.14 (45.63)	[1:31.46]	
450 m : 6:36.31 (46.17)	500 m : 7:22.24 (45.93)	[1:32.10]	550 m : 8:09.38 (47.14)	600 m : 8:55.30 (45.92)	[1:33.06]	
650 m : 9:41.68 (46.38)	700 m : 10:27.79 (46.11)	[1:32.49]	750 m : 11:12.25 (44.46)	800 m : 11:52.76 (40.51)	[1:24.97]	
18. BESSE Morgane	1999	FRA	MOULINS AQUAVIE [1]	+0.99	12:07.28	589 pts
50 m : 39.56 (39.56)	100 m : 1:24.00 (44.44)	[1:24.00]	150 m : 2:10.42 (46.42)	200 m : 2:57.39 (46.97)	[1:33.39]	
250 m : 3:43.69 (46.30)	300 m : 4:30.31 (46.62)	[1:32.92]	350 m : 5:16.72 (46.41)	400 m : 6:03.47 (46.75)	[1:33.16]	
450 m : ---	500 m : 7:36.04 (1:32.57)	[1:32.57]	550 m : ---	600 m : 9:07.93 (1:31.89)	[1:31.89]	
650 m : ---	700 m : 10:38.80 (1:30.87)	[1:30.87]	750 m : ---	800 m : 12:07.28 (1:28.48)	[1:28.48]	
19. NADIR-MARASCO Sofia	1996	FRA	CHAMALIERES-MONTFERRAND N [2]	+0.79	12:07.89	588 pts
50 m : 37.60 (37.60)	100 m : 1:19.69 (42.09)	[1:19.69]	150 m : 2:03.92 (44.23)	200 m : 2:50.01 (46.09)	[1:30.32]	
250 m : 3:36.44 (46.43)	300 m : 4:23.22 (46.78)	[1:33.21]	350 m : 5:09.55 (46.33)	400 m : 5:57.65 (48.10)	[1:34.43]	
450 m : 6:45.42 (47.77)	500 m : 7:32.58 (47.16)	[1:34.93]	550 m : 8:19.90 (47.32)	600 m : 9:06.84 (46.94)	[1:34.26]	
650 m : 9:52.66 (45.82)	700 m : 10:38.87 (46.21)	[1:32.03]	750 m : 11:25.55 (46.68)	800 m : 12:07.89 (42.34)	[1:29.02]	
20. RENE Ophélie	1995	FRA	MONTLUÇON NATATION [2]	+1.02	12:12.91	574 pts
50 m : 38.98 (38.98)	100 m : 1:23.19 (44.21)	[1:23.19]	150 m : 2:09.14 (45.95)	200 m : 2:55.13 (45.99)	[1:31.94]	
250 m : 3:41.91 (46.78)	300 m : 4:28.64 (46.73)	[1:33.51]	350 m : 5:15.95 (47.31)	400 m : 6:03.01 (47.06)	[1:34.37]	
450 m : 6:50.03 (47.02)	500 m : 7:37.09 (47.06)	[1:34.08]	550 m : 8:24.78 (47.69)	600 m : 9:11.60 (46.82)	[1:34.51]	
650 m : 9:58.80 (47.20)	700 m : 10:45.31 (46.51)	[1:33.71]	750 m : 11:30.59 (45.28)	800 m : 12:12.91 (42.32)	[1:27.60]	
--- BONNARD Jaadhes	1997	FRA	MONTLUÇON NATATION [2]		DNS dec	
--- FEVE Fanny	1979	FRA	ASPTT CLERMONT-FERRAND [1]		DNS dec	

Séries : 100 Dos Dames

[J1 : Di 06/11/2011 - R2]

1. DESNUES Marion	1991	FRA	STADE CLERMONT NATATION [1]	+0.78	1:06.26	1217 pts
50 m : 32.06 (32.06)	100 m : 1:06.26 (34.20)	[1:06.26]				
2. KOMMER Déborah	1995	FRA	MONTLUÇON NATATION [1]	+0.69	1:06.88	1199 pts
50 m : 32.94 (32.94)	100 m : 1:06.88 (33.94)	[1:06.88]				
3. CILIA Eloïse	1988	FRA	CHAMALIERES-MONTFERRAND N [1]	+0.72	1:07.40	1184 pts
50 m : 32.70 (32.70)	100 m : 1:07.40 (34.70)	[1:07.40]				
4. ANTIGNAC Jeanne	1996	FRA	CN RIOM [1]	+0.70	1:10.75	1090 pts
50 m : 34.84 (34.84)	100 m : 1:10.75 (35.91)	[1:10.75]				
5. BOISSIERE Lori	1995	FRA	CN LE PUY-EN-VELAY [1]	+0.72	1:12.28	1048 pts
50 m : 35.38 (35.38)	100 m : 1:12.28 (36.90)	[1:12.28]				
6. CONGIU Katia	1994	FRA	CO BRIOUDE NATATION [1]	+0.82	1:12.60	1040 pts
50 m : 35.38 (35.38)	100 m : 1:12.60 (37.22)	[1:12.59]				
7. COLOMAS Julie	1995	FRA	MOULINS AQUAVIE [1]	+0.72	1:14.36	993 pts
50 m : 35.98 (35.98)	100 m : 1:14.36 (38.38)	[1:14.36]				
8. MONNIER Mélanie	1991	FRA	VICHY VAL D'ALLIER NATATION [1]	+0.95	1:17.73	906 pts
50 m : 36.86 (36.86)	100 m : 1:17.73 (40.87)	[1:17.73]				

Résultats

(Suite) Séries : 100 Dos Dames

[J1 : Di 06/11/2011 - R2]

9. COULANGES Alanna	1997 FRA SN LEMPDES [1]	+0.73	1:18.64	884 pts
50 m : 38.18 (38.18)	100 m : 1:18.64 (40.46) [1:18.64]			
10. PONTVIANNE Marine	1991 FRA MONISTROL NATATION [1]	+0.73	1:18.82	879 pts
50 m : 37.26 (37.26)	100 m : 1:18.82 (41.56) [1:18.81]			
11. PORSENA Zoe	1999 FRA VICHY VAL D'ALLIER NATATION [2]	+0.76	1:21.52	814 pts
50 m : 39.31 (39.31)	100 m : 1:21.52 (42.21) [1:21.52]			
12. BENOIT Natacha	1999 FRA ASPTT CLERMONT-FERRAND [1]	+0.75	1:22.04	802 pts
50 m : 39.89 (39.89)	100 m : 1:22.04 (42.15) [1:22.04]			
13. REVIRON Lucie	1992 FRA DAUPHINS YSSINGEAUX [1]	+0.80	1:22.96	780 pts
50 m : 40.02 (40.02)	100 m : 1:22.96 (42.94) [1:22.96]			
14. LUYE Marie	1996 FRA STADE CLERMONT NATATION [2]	+0.87	1:23.09	777 pts
50 m : 39.87 (39.87)	100 m : 1:23.09 (43.22) [1:23.09]			
15. TYLINSKI Audrey	1994 FRA CHAMALIERES-MONTFERRAND N [2]	+0.80	1:23.80	761 pts
50 m : 39.98 (39.98)	100 m : 1:23.80 (43.82) [1:23.80]			
16. GARNIER Justine	1998 FRA US ISSOIRE [1]	+0.92	1:25.27	727 pts
50 m : 39.94 (39.94)	100 m : 1:25.27 (45.33) [1:25.27]			
17. BOUB Bérényce	1998 FRA GANNAT OLYMPIQUE N [1]	+0.76	1:31.60	592 pts
50 m : 43.51 (43.51)	100 m : 1:31.60 (48.09) [1:31.60]			
18. CARDIA Léa	1996 FRA US VIC-LE-COMTE NATATION [1]	+0.83	1:31.67	590 pts
50 m : 42.45 (42.45)	100 m : 1:31.67 (49.22) [1:31.67]			
19. AURAT Megane	2001 FRA MONTLUÇON NATATION [2]	+1.45	1:39.76	438 pts
50 m : 47.22 (47.22)	100 m : 1:39.76 (52.54) [1:39.76]			
20. HUREL Julie	1992 FRA ASPTT AURILLAC [1]	+1.00	1:41.12	415 pts
50 m : 48.61 (48.61)	100 m : 1:41.12 (52.51) [1:41.12]			
--- VUJCIC Léa	1998 FRA US VIC-LE-COMTE NATATION [1]		DNS dec	

Séries : 200 Dos Dames

[J1 : Di 06/11/2011 - R1]

1. KOMMER Déborah	1995 FRA MONTLUÇON NATATION [1]	+0.68	2:23.51	1183 pts
50 m : 33.93 (33.93)	100 m : 1:10.54 (36.61) [1:10.54]			
2. FARGIER Laetitia	1992 FRA VICHY VAL D'ALLIER NATATION [1]	+0.65	2:31.39	1073 pts
50 m : 35.23 (35.23)	100 m : 1:12.96 (37.73) [1:12.95]			
3. GEOFFROY Anaïs	1995 FRA STADE CLERMONT NATATION [1]	+0.76	2:33.39	1045 pts
50 m : 35.73 (35.73)	100 m : 1:13.88 (38.15) [1:13.88]			
4. BOISSIERE Lori	1995 FRA CN LE PUY-EN-VELAY [1]	+0.70	2:37.30	993 pts
50 m : 37.50 (37.50)	100 m : 1:17.56 (40.06) [1:17.56]			
5. COISSARD Emmanuelle	1990 FRA CHAMALIERES-MONTFERRAND N [1]	+0.72	2:37.75	987 pts
50 m : 36.04 (36.04)	100 m : 1:14.91 (38.87) [1:14.91]			
6. COLOMAS Julie	1995 FRA MOULINS AQUAVIE [1]	+0.72	2:38.79	974 pts
50 m : 36.45 (36.45)	100 m : 1:16.46 (40.01) [1:16.45]			
7. GASTINEAU Ophélie	1995 FRA CO BRIOUDE NATATION [1]	+0.74	2:41.61	937 pts
50 m : 38.09 (38.09)	100 m : 1:18.37 (40.28) [1:18.37]			
8. MONTCHALIN Anaïs	1996 FRA MONISTROL NATATION [1]	+0.67	2:43.65	911 pts
50 m : 38.07 (38.07)	100 m : 1:18.96 (40.89) [1:18.95]			
9. AMIGO Mathilde	1996 FRA GANNAT OLYMPIQUE N [1]	+0.80	2:45.34	890 pts
50 m : 37.78 (37.78)	100 m : 1:20.12 (42.34) [1:20.12]			
10. COUDUN Floriane	1998 FRA STADE CLERMONT NATATION [2]	+0.74	2:46.32	878 pts
50 m : 39.30 (39.30)	100 m : 1:21.28 (41.98) [1:21.28]			
11. ROUCHON Camille	1996 FRA CN RIOM [1]	+0.90	2:49.17	843 pts
50 m : 39.01 (39.01)	100 m : 1:20.94 (41.93) [1:20.94]			
12. PORSENA Zoe	1999 FRA VICHY VAL D'ALLIER NATATION [2]	+0.68	2:55.21	771 pts
50 m : 40.45 (40.45)	100 m : 1:24.74 (44.29) [1:24.74]			
13. PEYRETAILLADE Anaïs	1995 FRA US ISSOIRE [1]	+0.73	2:56.05	761 pts
50 m : 38.88 (38.88)	100 m : 1:22.49 (43.61) [1:22.49]			
14. BASTIDE Marie	1997 FRA ASPTT AURILLAC [1]	+0.75	2:56.06	761 pts
50 m : 40.39 (40.39)	100 m : 1:24.82 (44.43) [1:24.82]			
15. TYLINSKI Audrey	1994 FRA CHAMALIERES-MONTFERRAND N [2]	+0.74	2:58.17	737 pts
50 m : 41.43 (41.43)	100 m : 1:25.92 (44.49) [1:25.92]			
16. VINIER Emeline	1995 FRA ASPTT CLERMONT-FERRAND [1]	+0.87	3:00.94	706 pts
50 m : 42.13 (42.13)	100 m : 1:28.17 (46.04) [1:28.17]			

Résultats

(Suite) Séries : 200 Dos Dames

[J1 : Di 06/11/2011 - R1]

17. VUJCIC Léa	1998 FRA US VIC-LE-COMTE NATATION [1]	+0.80	3:06.29	648 pts
50 m : 43.02 (43.02)	100 m : 1:30.74 (47.72) [1:30.74]	150 m : 2:19.29 (48.55)	200 m : 3:06.29 (47.00) [1:35.55]	
18. CHARREL Pauline	2000 FRA DAUPHINS YSSINGEAUX [1]	+0.84	3:17.67	532 pts
50 m : 45.58 (45.58)	100 m : 1:38.00 (52.42) [1:38.00]	150 m : 2:29.27 (51.27)	200 m : 3:17.67 (48.40) [1:39.67]	
19. GUIENOT Océane	1994 FRA MONTLUÇON NATATION [2]	+0.75	3:17.86	531 pts
50 m : 45.38 (45.38)	100 m : 1:34.72 (49.34) [1:34.72]	150 m : 2:26.11 (51.39)	200 m : 3:17.86 (51.75) [1:43.14]	
20. BERNARD Camille	1998 FRA SN LEMPDES [1]	+1.00	3:21.61	495 pts
50 m : 46.91 (46.91)	100 m : 1:37.03 (50.12) [1:37.03]	150 m : 2:29.00 (51.97)	200 m : 3:21.61 (52.61) [1:44.58]	
--- BRUN Pascaline	1996 FRA US VIC-LE-COMTE NATATION [1]		DNS dec	

Séries : 100 Brasse Dames

[J1 : Di 06/11/2011 - R2]

1. LAPORTE Morgane	1994 FRA CHAMALIERES-MONTFERRAND N [1]	+0.72	1:16.76	1152 pts
50 m : 36.46 (36.46)	100 m : 1:16.76 (40.30) [1:16.76]			
2. MAZEAU Alice	1994 FRA GANNAT OLYMPIQUE N [1]	+0.97	1:20.34	1067 pts
50 m : 37.90 (37.90)	100 m : 1:20.34 (42.44) [1:20.34]			
3. OSSEDAT Coralie	1998 FRA CN RIOM [1]	+0.80	1:21.26	1046 pts
50 m : 37.45 (37.45)	100 m : 1:21.26 (43.81) [1:21.26]			
4. PERRIER Catherine	1997 FRA VICHY VAL D'ALLIER NATATION [1]	+0.76	1:22.50	1017 pts
50 m : 38.65 (38.65)	100 m : 1:22.50 (43.85) [1:22.50]			
5. CHAPEL Adeline	1996 FRA STADE CLERMONT NATATION [2]	+0.77	1:23.47	996 pts
50 m : 39.80 (39.80)	100 m : 1:23.47 (43.67) [1:23.47]			
6. COUHERT Jeanne	1998 FRA STADE CLERMONT NATATION [1]	+1.12	1:24.37	975 pts
50 m : 40.35 (40.35)	100 m : 1:24.37 (44.02) [1:24.37]			
7. BRUSTEL Mégane	1993 FRA MONISTROL NATATION [1]	+0.81	1:24.47	973 pts
50 m : 39.50 (39.50)	100 m : 1:24.47 (44.97) [1:24.47]			
8. RAMON Gaëlle	1988 FRA CHAMALIERES-MONTFERRAND N [2]	+0.96	1:25.84	943 pts
50 m : 40.45 (40.45)	100 m : 1:25.84 (45.39) [1:25.84]			
9. PRAT Margaux	1998 FRA ASPTT AURILLAC [1]	+0.77	1:28.70	881 pts
50 m : 42.33 (42.33)	100 m : 1:28.70 (46.37) [1:28.70]			
10. SOULIER Lucie	1998 FRA CO BRIOUDE NATATION [1]	+0.88	1:29.05	874 pts
50 m : 42.36 (42.36)	100 m : 1:29.05 (46.69) [1:29.05]			
11. ARQUE Amelie	1999 FRA VICHY VAL D'ALLIER NATATION [2]	+0.95	1:30.94	835 pts
50 m : 43.09 (43.09)	100 m : 1:30.94 (47.85) [1:30.94]			
12. VIDAL Virginie	1989 FRA ASPTT CLERMONT-FERRAND [1]	+0.41	1:31.97	814 pts
50 m : 42.63 (42.63)	100 m : 1:31.97 (49.34) [1:31.97]			
13. CHASSAING Fiona	1993 FRA US VIC-LE-COMTE NATATION [1]	+0.59	1:32.65	800 pts
50 m : 43.60 (43.60)	100 m : 1:32.65 (49.05) [1:32.65]			
14. CHAZOT Eolia	1998 FRA DAUPHINS YSSINGEAUX [1]	+0.93	1:33.93	774 pts
50 m : 44.74 (44.74)	100 m : 1:33.93 (49.19) [1:33.93]			
15. HARDY Cindy	1996 FRA MONTLUÇON NATATION [1]	+0.85	1:34.95	754 pts
50 m : 44.43 (44.43)	100 m : 1:34.95 (50.52) [1:34.95]			
16. BAZIN Christine	1972 FRA MOULINS AQUAVIE [1]	+1.03	1:37.51	705 pts
50 m : 45.91 (45.91)	100 m : 1:37.51 (51.60) [1:37.51]			
17. DELAVET Elea	1998 FRA SN LEMPDES [1]	+0.38	1:37.66	702 pts
50 m : 43.40 (43.40)	100 m : 1:37.66 (54.26) [1:37.66]			
18. RAMPON Charlotte	1996 FRA CN LE PUY-EN-VELAY [1]	+1.02	1:39.05	676 pts
50 m : 45.75 (45.75)	100 m : 1:39.05 (53.30) [1:39.05]			
19. MARTINS Lea	1996 FRA MONTLUÇON NATATION [2]	+0.90	1:40.00	658 pts
50 m : 46.57 (46.57)	100 m : 1:40.00 (53.43) [1:40.00]			
--- REYT Emmeline	1997 FRA US ISSOIRE [1]		DSQ Vi	
--- HEMELEERS Carole	1981 FRA ASPTT CLERMONT-FERRAND [1]		DNS dec	

Séries : 200 Brasse Dames

[J1 : Di 06/11/2011 - R1]

1. LAPORTE Morgane	1994 FRA CHAMALIERES-MONTFERRAND N [1]	+0.69	2:41.41	1193 pts
50 m : 36.95 (36.95)	100 m : 1:17.41 (40.46) [1:17.41]	150 m : 1:59.43 (42.02)	200 m : 2:41.41 (41.98) [1:24.00]	
2. CADOU Manon	1994 FRA STADE CLERMONT NATATION [1]	+0.86	2:52.28	1061 pts
50 m : 38.64 (38.64)	100 m : 1:22.10 (43.46) [1:22.10]	150 m : 2:07.09 (44.99)	200 m : 2:52.28 (45.19) [1:30.18]	
3. MAZEAU Alice	1994 FRA GANNAT OLYMPIQUE N [1]	+0.92	2:55.15	1027 pts
50 m : 39.77 (39.77)	100 m : 1:25.40 (45.63) [1:25.40]	150 m : 2:11.44 (46.04)	200 m : 2:55.15 (43.71) [1:29.75]	

Résultats

(Suite) Séries : 200 Brasse Dames

[J1 : Di 06/11/2011 - R1]

4. ANTIGNAC Margot	1996 FRA CN RIOM [1]	+0.83	2:59.93	972 pts
50 m : 40.47 (40.47)	100 m : 1:26.43 (45.96) [1:26.43]	150 m : 2:13.14 (46.71)	200 m : 2:59.93 (46.79) [1:33.50]	
5. GAILLARD Marion	1997 FRA MONISTROL NATATION [1]	+0.84	3:02.00	949 pts
50 m : 40.82 (40.82)	100 m : 1:26.83 (46.01) [1:26.83]	150 m : 2:14.85 (48.02)	200 m : 3:02.00 (47.15) [1:35.17]	
6. LARCHER Mégane	1993 FRA VICHY VAL D'ALLIER NATATION [1]	+0.96	3:02.23	946 pts
50 m : 42.27 (42.27)	100 m : 1:28.60 (46.33) [1:28.60]	150 m : 2:15.97 (47.37)	200 m : 3:02.23 (46.26) [1:33.63]	
7. CHAPEL Adeline	1996 FRA STADE CLERMONT NATATION [2]	+0.77	3:02.89	939 pts
50 m : 41.44 (41.44)	100 m : 1:28.15 (46.71) [1:28.15]	150 m : 2:15.68 (47.53)	200 m : 3:02.89 (47.21) [1:34.74]	
8. GRENIER Clara	1996 FRA CO BRIOUDE NATATION [1]	+0.72	3:05.76	907 pts
50 m : 41.87 (41.87)	100 m : 1:28.03 (46.16) [1:28.03]	150 m : 2:16.63 (48.60)	200 m : 3:05.76 (49.13) [1:37.73]	
9. SECHAUD Carly	1995 FRA US ISSOIRE [1]	+0.72	3:07.57	888 pts
50 m : 41.62 (41.62)	100 m : 1:28.95 (47.33) [1:28.95]	150 m : 2:17.71 (48.76)	200 m : 3:07.57 (49.86) [1:38.62]	
10. SZYMANSKI Mélanie	1994 FRA MONTLUÇON NATATION [1]	+0.89	3:13.48	825 pts
50 m : 43.42 (43.42)	100 m : 1:32.13 (48.71) [1:32.13]	150 m : 2:22.15 (50.02)	200 m : 3:13.48 (51.33) [1:41.35]	
11. NADIR-MARASCO Sofia	1996 FRA CHAMALIERES-MONTFERRAND N [2]	+0.78	3:18.29	776 pts
50 m : 43.39 (43.39)	100 m : 1:33.06 (49.67) [1:33.06]	150 m : 2:25.24 (52.18)	200 m : 3:18.29 (53.05) [1:45.23]	
12. PRAT Margaux	1998 FRA ASPPT AURILLAC [1]	+0.86	3:18.77	771 pts
50 m : 44.42 (44.42)	100 m : 1:36.68 (52.26) [1:36.68]	150 m : 2:29.69 (53.01)	200 m : 3:18.77 (49.08) [1:42.09]	
13. ALRIC Justine	1998 FRA SN LEMPDES [1]	+0.86	3:21.87	740 pts
50 m : 43.02 (43.02)	100 m : 1:33.25 (50.23) [1:33.25]	150 m : 2:28.52 (55.27)	200 m : 3:21.87 (53.35) [1:48.62]	
14. BLINEAU Marina	1999 FRA VICHY VAL D'ALLIER NATATION [2]	---	3:21.89	740 pts
50 m : 44.04 (44.04)	100 m : 1:35.49 (51.45) [1:35.49]	150 m : 2:29.54 (54.05)	200 m : 3:21.89 (52.35) [1:46.40]	
15. GIMBERT Manon	1999 FRA CN LE PUY-EN-VELAY [1]	+1.05	3:22.90	730 pts
50 m : 45.90 (45.90)	100 m : 1:37.17 (51.27) [1:37.17]	150 m : 2:30.24 (53.07)	200 m : 3:22.90 (52.66) [1:45.73]	
16. MOULIN Marion	1992 FRA DAUPHINS YSSINGEAUX [1]	+0.90	3:25.92	701 pts
50 m : 44.76 (44.76)	100 m : 1:36.83 (52.07) [1:36.83]	150 m : 2:31.93 (55.10)	200 m : 3:25.92 (53.99) [1:49.09]	
17. LESTANT Eva	1996 FRA US VIC-LE-COMTE NATATION [1]	+0.80	3:26.54	695 pts
50 m : 45.53 (45.53)	100 m : 1:37.18 (51.65) [1:37.18]	150 m : 2:31.71 (54.53)	200 m : 3:26.54 (54.83) [1:49.36]	
18. LHERMET Emie	1997 FRA ASPPT CLERMONT-FERRAND [1]	+0.90	3:26.75	693 pts
50 m : 45.29 (45.29)	100 m : 1:37.53 (52.24) [1:37.53]	150 m : 2:32.70 (55.17)	200 m : 3:26.75 (54.05) [1:49.22]	
19. MARTINS Lea	1996 FRA MONTLUÇON NATATION [2]	+0.86	3:29.01	671 pts
50 m : 47.32 (47.32)	100 m : 1:40.28 (52.96) [1:40.28]	150 m : 2:34.55 (54.27)	200 m : 3:29.01 (54.46) [1:48.73]	
20. DOUBRE Pauline	1996 FRA MOULINS AQUAVIE [1]	+0.92	3:34.93	617 pts
50 m : 48.20 (48.20)	100 m : 1:42.98 (54.78) [1:42.98]	150 m : 2:39.23 (56.25)	200 m : 3:34.93 (55.70) [1:51.95]	
--- CARDIA Léa	1996 FRA US VIC-LE-COMTE NATATION [1]		DNS dec	
--- DEQUAIRE Clotilde	1993 FRA STADE CLERMONT NATATION [1]		DNS dec	
--- JAMON Lucie	1999 FRA CN LE PUY-EN-VELAY [1]		DNS dec	

Séries : 100 Papillon Dames

[J1 : Di 06/11/2011 - R2]

1. EDARD Irène	1968 FRA STADE CLERMONT NATATION [1]	+0.92	1:10.15	1045 pts
50 m : 33.17 (33.17)	100 m : 1:10.15 (36.98) [1:10.15]			
2. ROBERT Chloé	1992 FRA CHAMALIERES-MONTFERRAND N [1]	+0.93	1:12.12	991 pts
50 m : 32.84 (32.84)	100 m : 1:12.12 (39.28) [1:12.12]			
3. PERCHAT Noémie	1996 FRA STADE CLERMONT NATATION [2]	+0.78	1:12.21	989 pts
50 m : 34.32 (34.32)	100 m : 1:12.21 (37.89) [1:12.20]			
4. GIFFARD Anais	1996 FRA VICHY VAL D'ALLIER NATATION [1]	+0.90	1:15.95	891 pts
50 m : 35.40 (35.40)	100 m : 1:15.95 (40.55) [1:15.95]			
5. PEYRE Pascale	1986 FRA MONISTROL NATATION [1]	+0.92	1:16.60	875 pts
50 m : 36.13 (36.13)	100 m : 1:16.60 (40.47) [1:16.59]			
6. BOUTEILLE Coralie	1995 FRA SN LEMPDES [1]	+0.79	1:17.42	854 pts
50 m : 35.22 (35.22)	100 m : 1:17.42 (42.20) [1:17.42]			
7. BEUPARLANT Astrid	1993 FRA GANNAT OLYMPIQUE N [1]	+0.85	1:21.12	764 pts
50 m : 36.22 (36.22)	100 m : 1:21.12 (44.90) [1:21.12]			
8. LAFLEURIEL Rose	2000 FRA MOULINS AQUAVIE [1]	---	1:22.07	742 pts
50 m : 37.08 (37.08)	100 m : 1:22.07 (44.99) [1:22.07]			
9. RONGERE Pauline	1997 FRA US VIC-LE-COMTE NATATION [1]	+1.01	1:22.25	738 pts
50 m : 38.26 (38.26)	100 m : 1:22.25 (43.99) [1:22.25]			
10. HUARD Oceane	1998 FRA MONTLUÇON NATATION [1]	+0.83	1:23.07	719 pts
50 m : 38.12 (38.12)	100 m : 1:23.07 (44.95) [1:23.07]			

Résultats

(Suite) Séries : 100 Papillon Dames

[J1 : Di 06/11/2011 - R2]

11. FOURCADE Flora	1987	FRA	CHAMALIERES-MONTFERRAND N [2]	+0.94	1:23.16	717 pts
50 m : 37.19 (37.19)	100 m : 1:23.16 (45.97) [1:23.16]					
12. LETELLIER Gwladys	1997	FRA	US ISSOIRE [1]	+0.71	1:23.40	712 pts
50 m : 37.04 (37.04)	100 m : 1:23.40 (46.36) [1:23.40]					
13. MONTAGNON Maëlle	1999	FRA	CN RIOM [1]	+0.86	1:25.59	663 pts
50 m : 38.18 (38.18)	100 m : 1:25.59 (47.41) [1:25.59]					
14. LIVEBARDON Manon	1999	FRA	CN LE PUY-EN-VELAY [1]	+1.22	1:26.98	633 pts
50 m : 39.21 (39.21)	100 m : 1:26.98 (47.77) [1:26.98]					
15. COMBACAU Chloé	1998	FRA	ASPTT AURILLAC [1]	+0.99	1:32.30	524 pts
50 m : 42.52 (42.52)	100 m : 1:32.30 (49.78) [1:32.30]					
16. LAFON Margot	1999	FRA	CO BRIOUDE NATATION [1]	+1.05	1:34.42	483 pts
50 m : 42.32 (42.32)	100 m : 1:34.42 (52.10) [1:34.42]					
17. QUEYRON Loane	1999	FRA	DAUPHINS YSSINGEAUX [1]	---	1:38.20	415 pts
50 m : 45.26 (45.26)	100 m : 1:38.20 (52.94) [1:38.20]					
18. CADET Coline	2000	FRA	VICHY VAL D'ALLIER NATATION [2]	+1.04	1:39.58	391 pts
50 m : 45.67 (45.67)	100 m : 1:39.58 (53.91) [1:39.58]					
19. PIOT Laura	1993	FRA	MONTLUÇON NATATION [2]	+0.90	1:40.91	369 pts
50 m : 45.05 (45.05)	100 m : 1:40.91 (55.86) [1:40.91]					
20. VERMOYAL Fanny	1989	FRA	ASPTT CLERMONT-FERRAND [1]	+1.00	1:44.38	315 pts
50 m : 47.56 (47.56)	100 m : 1:44.38 (56.82) [1:44.38]					
--- CORVAISIER Camille	1996	FRA	ASPTT AURILLAC [1]			DNS dec
--- GIRAUDIE Célia	1995	FRA	STADE CLERMONT NATATION [2]			DNS dec
--- MALLERET Julie	1994	FRA	CHAMALIERES-MONTFERRAND N [1]			DNS dec

Séries : 200 Papillon Dames

[J1 : Di 06/11/2011 - R1]

1. DEQUAIRE Clotilde	1993	FRA	STADE CLERMONT NATATION [1]	+0.80	2:22.42	1180 pts
50 m : 31.87 (31.87)	100 m : 1:07.94 (36.07) [1:07.94]	150 m : 1:45.39 (37.45)	200 m : 2:22.42 (37.03) [1:14.48]			
2. MOULIN Laure	1994	FRA	VICHY VAL D'ALLIER NATATION [1]	+0.78	2:38.13	957 pts
50 m : 34.67 (34.67)	100 m : 1:13.76 (39.09) [1:13.76]	150 m : 1:55.12 (41.36)	200 m : 2:38.13 (43.01) [1:24.37]			
3. GIL QUERE Lucie	1995	FRA	CHAMALIERES-MONTFERRAND N [1]	+0.77	2:40.81	921 pts
50 m : 33.55 (33.55)	100 m : 1:13.38 (39.83) [1:13.38]	150 m : 1:55.93 (42.55)	200 m : 2:40.81 (44.88) [1:27.43]			
4. MARTIN Héloïse	1995	FRA	CO BRIOUDE NATATION [1]	+0.86	2:51.30	787 pts
50 m : 37.65 (37.65)	100 m : 1:20.50 (42.85) [1:20.50]	150 m : 2:05.62 (45.12)	200 m : 2:51.30 (45.68) [1:30.80]			
5. PASQUIER Clarisse	1998	FRA	MONTLUÇON NATATION [1]	+0.91	2:51.83	781 pts
50 m : 38.01 (38.01)	100 m : 1:22.21 (44.20) [1:22.21]	150 m : 2:07.79 (45.58)	200 m : 2:51.83 (44.04) [1:29.62]			
6. DEMARCHI Lucie	1993	FRA	GANNAT OLYMPIQUE N [1]	+0.78	2:51.92	780 pts
50 m : 38.41 (38.41)	100 m : 1:22.65 (44.24) [1:22.65]	150 m : 2:08.13 (45.48)	200 m : 2:51.92 (43.79) [1:29.27]			
7. GRILHAULT DES FONTAINES Salome	1995	FRA	MOULINS AQUAVIE [1]	+0.94	2:56.34	727 pts
50 m : 38.61 (38.61)	100 m : 1:23.56 (44.95) [1:23.56]	150 m : 2:09.15 (45.59)	200 m : 2:56.34 (47.19) [1:32.78]			
8. THERRE Marilou	1998	FRA	STADE CLERMONT NATATION [2]	+0.90	2:57.27	716 pts
50 m : 37.54 (37.54)	100 m : 1:23.68 (46.14) [1:23.68]	150 m : 2:11.39 (47.71)	200 m : 2:57.27 (45.88) [1:33.59]			
9. LAROUX Amelie	1996	FRA	CN RIOM [1]	+0.48	3:03.08	650 pts
50 m : 38.59 (38.59)	100 m : 1:24.98 (46.39) [1:24.98]	150 m : 2:14.96 (49.98)	200 m : 3:03.08 (48.12) [1:38.10]			
10. BOMPARD Ludivine	1996	FRA	MONISTROL NATATION [1]	+0.79	3:03.31	647 pts
50 m : 38.35 (38.35)	100 m : 1:24.78 (46.43) [1:24.78]	150 m : 2:14.88 (50.10)	200 m : 3:03.31 (48.43) [1:38.53]			
11. DUPORTAL Marie-sarah	1996	FRA	DAUPHINS YSSINGEAUX [1]	+0.80	3:05.67	621 pts
50 m : 38.90 (38.90)	100 m : 1:25.96 (47.06) [1:25.96]	150 m : 2:15.75 (49.79)	200 m : 3:05.67 (49.92) [1:39.71]			
12. RONGERE Pauline	1997	FRA	US VIC-LE-COMTE NATATION [1]	+0.96	3:06.89	608 pts
50 m : 40.36 (40.36)	100 m : 1:28.06 (47.70) [1:28.06]	150 m : 2:17.37 (49.31)	200 m : 3:06.89 (49.52) [1:38.83]			
13. LETELLIER Gwladys	1997	FRA	US ISSOIRE [1]	+0.67	3:13.82	536 pts
50 m : 39.56 (39.56)	100 m : 1:28.56 (49.00) [1:28.56]	150 m : 2:21.31 (52.75)	200 m : 3:13.82 (52.51) [1:45.26]			
14. RAMPON Margaux	1998	FRA	CN LE PUY-EN-VELAY [1]	+0.96	3:14.21	532 pts
50 m : 39.23 (39.23)	100 m : 1:27.14 (47.91) [1:27.14]	150 m : 2:22.84 (55.70)	200 m : 3:14.21 (51.37) [1:47.07]			
15. FERREIRA Jade	1997	FRA	SN LEMPDES [1]	+0.84	3:15.27	521 pts
50 m : 41.80 (41.80)	100 m : 1:31.01 (49.21) [1:31.01]	150 m : 2:23.44 (52.43)	200 m : 3:15.27 (51.83) [1:44.26]			
16. NADIR-MARASCO Sonia	1996	FRA	CHAMALIERES-MONTFERRAND N [2]	+0.91	3:15.61	518 pts
50 m : 39.89 (39.89)	100 m : 1:28.74 (48.85) [1:28.74]	150 m : 2:22.25 (53.51)	200 m : 3:15.61 (53.36) [1:46.87]			
17. LHERITIER Julie	1998	FRA	ASPTT CLERMONT-FERRAND [1]	+0.77	3:26.57	415 pts
50 m : 42.45 (42.45)	100 m : 1:33.83 (51.38) [1:33.83]	150 m : 2:28.96 (55.13)	200 m : 3:26.57 (57.61) [1:52.74]			

Résultats

(Suite) Séries : 200 Papillon Dames

[J1 : Di 06/11/2011 - R1]

18. CARRIER Camille	1999	FRA	VICHY VAL D'ALLIER NATATION [2]	---	3:27.17	410 pts
50 m : 42.90 (42.90)	100 m : 1:34.46 (51.56) [1:34.46]	150 m : 2:32.41 (57.95)	200 m : 3:27.17 (54.76) [1:52.71]			
19. COMBACAU Chloé	1998	FRA	ASPTT AURILLAC [1]	+0.95	3:31.89	369 pts
50 m : 45.88 (45.88)	100 m : 1:40.04 (54.16) [1:40.04]	150 m : 2:36.92 (56.88)	200 m : 3:31.89 (54.97) [1:51.85]			
20. DE PONTE Kelly	1999	FRA	MONTLUÇON NATATION [2]	+0.89	3:39.36	309 pts
50 m : 44.40 (44.40)	100 m : 1:39.52 (55.12) [1:39.52]	150 m : 2:38.71 (59.19)	200 m : 3:39.36 (1:00.65) [1:59.84]			
--- PERCHAT Noémie	1996	FRA	STADE CLERMONT NATATION [2]		DNS dec	

Séries : 200 4 Nages Dames

[J1 : Di 06/11/2011 - R2]

1. GIL QUERE Lucie	1995	FRA	CHAMALIERES-MONTFERRAND N [1]	+0.83	2:30.28	1112 pts
50 m : 32.20 (32.20)	100 m : 1:10.93 (38.73) [1:10.93]	150 m : 1:55.01 (44.08)	200 m : 2:30.28 (35.27) [1:19.34]			
2. GRENIER Lise	1995	FRA	CO BRIOUDE NATATION [1]	+0.78	2:34.23	1056 pts
50 m : 33.41 (33.41)	100 m : 1:14.16 (40.75) [1:14.16]	150 m : 1:58.61 (44.45)	200 m : 2:34.23 (35.62) [1:20.06]			
3. NERRIERE Célia	1998	FRA	STADE CLERMONT NATATION [1]	+0.93	2:35.48	1038 pts
50 m : 33.16 (33.16)	100 m : 1:13.79 (40.63) [1:13.79]	150 m : 1:59.33 (45.54)	200 m : 2:35.48 (36.15) [1:21.69]			
4. BELLIER Lorraine	1997	FRA	VICHY VAL D'ALLIER NATATION [1]	+0.81	2:35.83	1034 pts
50 m : 34.81 (34.81)	100 m : 1:15.46 (40.65) [1:15.45]	150 m : 2:00.20 (44.74)	200 m : 2:35.83 (35.63) [1:20.37]			
5. OSSEDAT Marine	1996	FRA	CN RIOM [1]	+0.81	2:39.65	981 pts
50 m : 33.29 (33.29)	100 m : 1:14.70 (41.41) [1:14.70]	150 m : 2:02.29 (47.59)	200 m : 2:39.65 (37.36) [1:24.95]			
6. BESBISS Louisa	1998	FRA	STADE CLERMONT NATATION [2]	+0.85	2:43.58	928 pts
50 m : 36.75 (36.75)	100 m : 1:18.72 (41.97) [1:18.72]	150 m : 2:05.77 (47.05)	200 m : 2:43.58 (37.81) [1:24.86]			
7. POUJAT Sophie	1997	FRA	SN LEMPDES [1]	+0.66	2:50.35	841 pts
50 m : 36.19 (36.19)	100 m : 1:21.46 (45.27) [1:21.45]	150 m : 2:12.33 (50.87)	200 m : 2:50.35 (38.02) [1:28.89]			
8. MARLIAC Blandine	1986	FRA	MONTLUÇON NATATION [1]	+0.86	2:52.96	808 pts
50 m : 37.75 (37.75)	100 m : 1:21.79 (44.04) [1:21.79]	150 m : 2:11.70 (49.91)	200 m : 2:52.96 (41.26) [1:31.17]			
9. CHOUVIER Justine	1998	FRA	CN LE PUY-EN-VELAY [1]	+0.96	2:53.80	798 pts
50 m : 37.97 (37.97)	100 m : 1:21.11 (43.14) [1:21.11]	150 m : 2:13.40 (52.29)	200 m : 2:53.80 (40.40) [1:32.69]			
10. BOMPARD Ludivine	1996	FRA	MONISTROL NATATION [1]	+0.38	2:56.12	770 pts
50 m : 38.12 (38.12)	100 m : 1:22.52 (44.40) [1:22.52]	150 m : 2:16.45 (53.93)	200 m : 2:56.12 (39.67) [1:33.60]			
11. BONNEAU Aurélie	1995	FRA	US VIC-LE-COMTE NATATION [1]	+0.84	2:57.57	753 pts
50 m : 37.57 (37.57)	100 m : 1:21.43 (43.86) [1:21.43]	150 m : 2:14.60 (53.17)	200 m : 2:57.57 (42.97) [1:36.14]			
12. FEVE Jenny	1984	FRA	ASPTT CLERMONT-FERRAND [1]	+0.96	2:58.00	747 pts
50 m : 38.91 (38.91)	100 m : 1:24.24 (45.33) [1:24.24]	150 m : 2:14.81 (50.57)	200 m : 2:58.00 (43.19) [1:33.76]			
13. NADIR-MARASCO Sonia	1996	FRA	CHAMALIERES-MONTFERRAND N [2]	+0.99	2:59.80	726 pts
50 m : 39.27 (39.27)	100 m : 1:25.20 (45.93) [1:25.20]	150 m : 2:17.06 (51.86)	200 m : 2:59.80 (42.74) [1:34.60]			
14. JOUBERT Audrey	1998	FRA	DAUPHINS YSSINGEAUX [1]	+0.91	3:01.39	708 pts
50 m : 39.21 (39.21)	100 m : 1:26.00 (46.79) [1:26.00]	150 m : 2:18.96 (52.96)	200 m : 3:01.39 (42.43) [1:35.39]			
15. LELOUP Lise	1998	FRA	US ISSOIRE [1]	+1.04	3:02.14	699 pts
50 m : 38.91 (38.91)	100 m : 1:26.70 (47.79) [1:26.70]	150 m : 2:21.75 (55.05)	200 m : 3:02.14 (40.39) [1:35.44]			
16. ROBIN Chloe	1998	FRA	MONTLUÇON NATATION [2]	+0.54	3:03.14	688 pts
50 m : 44.41 (44.41)	100 m : 1:29.71 (45.30) [1:29.71]	150 m : 2:23.22 (53.51)	200 m : 3:03.14 (39.92) [1:33.43]			
17. BOURBONNAIS Marie	1998	FRA	GANNAT OLYMPIQUE N [1]	+0.87	3:05.45	662 pts
50 m : 42.67 (42.67)	100 m : 1:29.59 (46.92) [1:29.59]	150 m : 2:23.74 (54.15)	200 m : 3:05.45 (41.71) [1:35.86]			
18. TERRISSE Lucie	1996	FRA	ASPTT AURILLAC [1]	+0.90	3:08.61	627 pts
50 m : 38.94 (38.94)	100 m : 1:27.55 (48.61) [1:27.55]	150 m : 2:26.06 (58.51)	200 m : 3:08.61 (42.55) [1:41.06]			
19. BLINEAU Marina	1999	FRA	VICHY VAL D'ALLIER NATATION [2]	+0.67	3:13.24	578 pts
50 m : 44.11 (44.11)	100 m : 1:33.77 (49.66) [1:33.77]	150 m : 2:29.72 (55.95)	200 m : 3:13.24 (43.52) [1:39.47]			
20. BELHADJ Chaima	1999	FRA	MOULINS AQUAVIE [1]	+0.85	3:15.03	559 pts
50 m : 44.34 (44.34)	100 m : 1:34.41 (50.07) [1:34.41]	150 m : 2:31.73 (57.32)	200 m : 3:15.03 (43.30) [1:40.62]			
--- REGNAULT Mélissa	1999	FRA	MOULINS AQUAVIE [1]		DNS dec	

Séries : 400 4 Nages Dames

[J1 : Di 06/11/2011 - R1]

1. CADOU Manon	1994	FRA	STADE CLERMONT NATATION [1]	+0.83	5:16.00	1112 pts
50 m : 34.57 (34.57)	100 m : 1:13.62 (39.05) [1:13.62]	150 m : 1:54.12 (40.50)	200 m : 2:33.85 (39.73) [1:20.23]			
250 m : 3:18.33 (44.48)	300 m : 4:03.50 (45.17) [1:29.65]	350 m : 4:40.42 (36.92)	400 m : 5:16.00 (35.58) [1:12.50]			
2. GRAVELEAU Laura	1995	FRA	CHAMALIERES-MONTFERRAND N [1]	+0.72	5:23.14	1061 pts
50 m : 34.66 (34.66)	100 m : 1:15.62 (40.96) [1:15.62]	150 m : 1:58.02 (42.40)	200 m : 2:39.38 (41.36) [1:23.76]			
250 m : 3:24.26 (44.88)	300 m : 4:10.17 (45.91) [1:30.79]	350 m : 4:47.69 (37.52)	400 m : 5:23.14 (35.45) [1:12.97]			

Résultats

(Suite) Séries : 400 4 Nages Dames

[J1 : Di 06/11/2011 - R1]

3. BELLIER Lorraine	1997	FRA	VICHY VAL D'ALLIER NATATION [1]	+0.82	5:27.38	1031 pts
50 m : 35.62 (35.62)	100 m : 1:16.77 (41.15) [1:16.77]	150 m : 1:58.69 (41.92)	200 m : 2:39.62 (40.93) [1:22.85]			
250 m : 3:25.14 (45.52)	300 m : 4:11.21 (46.07) [1:31.59]	350 m : 4:50.20 (38.99)	400 m : 5:27.38 (37.18) [1:16.17]			
4. GRENIER Lise	1995	FRA	CO BRIOUDE NATATION [1]	+0.79	5:34.00	986 pts
50 m : 34.25 (34.25)	100 m : 1:14.11 (39.86) [1:14.11]	150 m : 1:57.54 (43.43)	200 m : 2:39.82 (42.28) [1:25.71]			
250 m : 3:25.50 (45.68)	300 m : 4:12.65 (47.15) [1:32.83]	350 m : 4:53.96 (41.31)	400 m : 5:34.00 (40.04) [1:21.34]			
5. CONSTANT Noemie	1997	FRA	STADE CLERMONT NATATION [2]	+0.95	5:47.57	896 pts
50 m : 36.85 (36.85)	100 m : 1:20.33 (43.48) [1:20.33]	150 m : 2:05.63 (45.30)	200 m : 2:49.28 (43.65) [1:28.95]			
250 m : 3:38.62 (49.34)	300 m : 4:29.43 (50.81) [1:40.15]	350 m : 5:09.36 (39.93)	400 m : 5:47.57 (38.21) [1:18.14]			
6. DRIGEARD Manon	1991	FRA	CN RIOM [1]	+0.87	5:49.19	885 pts
50 m : 37.49 (37.49)	100 m : 1:23.07 (45.58) [1:23.07]	150 m : 2:06.71 (43.64)	200 m : 2:48.98 (42.27) [1:25.91]			
250 m : 3:38.23 (49.25)	300 m : 4:29.53 (51.30) [1:40.55]	350 m : 5:10.29 (40.76)	400 m : 5:49.19 (38.90) [1:19.66]			
7. POUJAT Sophie	1997	FRA	SN LEMPDES [1]	+0.63	6:00.66	813 pts
50 m : 35.33 (35.33)	100 m : 1:17.98 (42.65) [1:17.98]	150 m : 2:03.38 (45.40)	200 m : 2:49.06 (45.68) [1:31.08]			
250 m : 3:39.11 (50.05)	300 m : 4:34.37 (55.26) [1:45.31]	350 m : 5:18.22 (43.85)	400 m : 6:00.66 (42.44) [1:26.29]			
8. GAILLARD Marion	1997	FRA	MONISTROL NATATION [1]	+0.91	6:01.56	807 pts
50 m : 40.40 (40.40)	100 m : 1:30.93 (50.53) [1:30.93]	150 m : 2:18.14 (47.21)	200 m : 3:04.20 (46.06) [1:33.27]			
250 m : 3:52.80 (48.60)	300 m : 4:40.86 (48.06) [1:36.66]	350 m : 5:23.15 (42.29)	400 m : 6:01.56 (38.41) [1:20.70]			
9. BAILLY Laura	1997	FRA	US ISSOIRE [1]	+0.71	6:03.42	796 pts
50 m : 40.66 (40.66)	100 m : 1:30.85 (50.19) [1:30.85]	150 m : 2:17.29 (46.44)	200 m : 3:01.47 (44.18) [1:30.62]			
250 m : 3:52.02 (50.55)	300 m : 4:42.83 (50.81) [1:41.36]	350 m : 5:24.37 (41.54)	400 m : 6:03.42 (39.05) [1:20.59]			
10. GASPARD Floriane	1999	FRA	GANNAT OLYMPIQUE N [1]	+0.90	6:04.20	791 pts
50 m : 39.42 (39.42)	100 m : 1:25.71 (46.29) [1:25.71]	150 m : 2:12.50 (46.79)	200 m : 2:56.94 (44.44) [1:31.23]			
250 m : 3:46.43 (49.49)	300 m : 4:38.45 (52.02) [1:41.51]	350 m : 5:22.97 (44.52)	400 m : 6:04.20 (41.23) [1:25.75]			
11. LAFLEURIEL Rose	2000	FRA	MOULINS AQUAVIE [1]	+0.58	6:10.85	751 pts
50 m : 39.79 (39.79)	100 m : 1:27.88 (48.09) [1:27.88]	150 m : 2:15.51 (47.63)	200 m : 3:02.77 (47.26) [1:34.89]			
250 m : 3:53.99 (51.22)	300 m : 4:45.56 (51.57) [1:42.79]	350 m : 5:28.24 (42.68)	400 m : 6:10.85 (42.61) [1:25.29]			
12. D'ETTORRE Anne	1984	FRA	ASPTT CLERMONT-FERRAND [1]	+1.07	6:14.55	729 pts
50 m : 39.12 (39.12)	100 m : 1:24.60 (45.48) [1:24.60]	150 m : 2:16.82 (52.22)	200 m : 3:07.68 (50.86) [1:43.08]			
250 m : 3:56.94 (49.26)	300 m : 4:47.34 (50.40) [1:39.66]	350 m : 5:32.38 (45.04)	400 m : 6:14.55 (42.17) [1:27.21]			
13. BOURNADET Charlotte	1999	FRA	VICHY VAL D'ALLIER NATATION [2]	+0.53	6:18.82	705 pts
50 m : 42.04 (42.04)	100 m : 1:28.77 (46.73) [1:28.77]	150 m : 2:16.47 (47.70)	200 m : 3:02.95 (46.48) [1:34.18]			
250 m : 3:58.33 (55.38)	300 m : 4:53.90 (55.57) [1:50.95]	350 m : 5:37.45 (43.55)	400 m : 6:18.82 (41.37) [1:24.92]			
14. SAUVAGNAT Manon	1992	FRA	CHAMALIERES-MONTFERRAND N [2]	+0.94	6:22.02	686 pts
50 m : 37.72 (37.72)	100 m : 1:23.53 (45.81) [1:23.53]	150 m : 2:13.39 (49.86)	200 m : 3:01.97 (48.58) [1:38.44]			
250 m : 3:57.60 (55.63)	300 m : 4:53.51 (55.91) [1:51.54]	350 m : 5:37.43 (43.92)	400 m : 6:22.02 (44.59) [1:28.51]			
15. JOUBERT Audrey	1998	FRA	DAUPHINS YSSINGEAUX [1]	+0.83	6:23.38	679 pts
50 m : 39.67 (39.67)	100 m : 1:28.95 (49.28) [1:28.95]	150 m : 2:19.79 (50.84)	200 m : 3:07.25 (47.46) [1:38.30]			
250 m : 4:01.84 (54.59)	300 m : 4:57.38 (55.54) [1:50.13]	350 m : 5:41.70 (44.32)	400 m : 6:23.38 (41.68) [1:26.00]			
16. BONNEAU Aurélie	1995	FRA	US VIC-LE-COMTE NATATION [1]	+0.80	6:24.15	674 pts
50 m : 38.14 (38.14)	100 m : 1:28.13 (49.99) [1:28.13]	150 m : 2:16.83 (48.70)	200 m : 3:04.01 (47.18) [1:35.88]			
250 m : 3:58.88 (54.87)	300 m : 4:55.09 (56.21) [1:51.08]	350 m : 5:41.50 (46.41)	400 m : 6:24.15 (42.65) [1:29.06]			
17. ROBIN Chloe	1998	FRA	MONTLUÇON NATATION [2]	+0.58	6:44.53	565 pts
50 m : 47.11 (47.11)	100 m : 1:45.52 (58.41) [1:45.52]	150 m : 2:33.41 (47.89)	200 m : 3:20.88 (47.47) [1:35.36]			
250 m : 4:17.39 (56.51)	300 m : 5:14.09 (56.70) [1:53.21]	350 m : 6:00.85 (46.76)	400 m : 6:44.53 (43.68) [1:30.44]			
18. FORSES Valentine	1997	FRA	ASPTT AURILLAC [1]	+0.90	6:47.12	551 pts
50 m : 43.92 (43.92)	100 m : 1:38.62 (54.70) [1:38.62]	150 m : 2:28.48 (49.86)	200 m : 3:18.08 (49.60) [1:39.46]			
250 m : 4:13.09 (55.01)	300 m : 5:08.24 (55.15) [1:50.16]	350 m : 5:58.92 (50.68)	400 m : 6:47.12 (48.20) [1:38.88]			
--- BARDOU Camille	1997	FRA	MONTLUÇON NATATION [1]		DSQ Vi	
--- CHOUVIER Justine	1998	FRA	CN LE PUY-EN-VELAY [1]		DSQ Vi	
--- FEVE Fanny	1979	FRA	ASPTT CLERMONT-FERRAND [1]		DNS dec	

Séries : 4x100 4 Nages Dames

[J1 : Di 06/11/2011 - R2]

1. DESNUES Marion	1:07.08	1991	FRA	STADE CLERMONT NATATION [1]	+0.77	4:30.58	1169 pts
CADOU Manon	1:19.92	1994	FRA		+0.42		
DEQUAIRE Clotilde	1:04.68	1993	FRA		+0.31		
NERRIERE Coralie	58.90	1994	FRA		+0.32		

Résultats

(Suite) Séries : 4x100 4 Nages Dames

[J1 : Di 06/11/2011 - R2]

2.	CILIA Eloïse	1:07.16	1988	FRA	CHAMALIERES-MONTFERRAND N [1]	+0.76	4:36.56	1127 pts
	GRAVELEAU Laura	1:20.39	1995	FRA		+0.72		
	LAPORTE Morgane	1:08.52	1994	FRA		+0.37		
	GIL QUERE Lucie	1:00.49	1995	FRA		+0.51		
3.	FARGIER Laetitia	1:09.54	1992	FRA	VICHY VAL D'ALLIER NATATION [1]	+0.73	4:47.97	1050 pts
	PERRIER Catherine	1:22.44	1997	FRA		+0.42		
	MOULIN Laure	1:11.12	1994	FRA		+0.58		
	GIFFARD Anaïs	1:04.87	1996	FRA		+0.42		
4.	ANTIGNAC Jeanne	1:11.07	1996	FRA	CN RIOM [1]	+0.74	4:53.19	1015 pts
	OSSEDAT Coralie	1:21.88	1998	FRA		+0.36		
	ANTIGNAC Margot	1:15.68	1996	FRA		+0.23		
	OSSEDAT Marine	1:04.56	1996	FRA		+0.39		
5.	CONGIU Katia	1:13.20	1994	FRA	CO BRIOUDE NATATION [1]	+0.86	4:58.60	980 pts
	GRENIER Lise	1:21.18	1995	FRA		+0.43		
	MARTIN Héloïse	1:17.17	1995	FRA		+0.40		
	GASTINEAU Ophélie	1:07.05	1995	FRA		+0.59		
6.	COUDUN Floriane	1:17.33	1998	FRA	STADE CLERMONT NATATION [2]	+0.76	5:03.42	949 pts
	CHAPEL Adeline	1:24.81	1996	FRA		+0.48		
	PERCHAT Noémie	1:13.34	1996	FRA		+0.47		
	BESBISS Louisa	1:07.94	1998	FRA		+0.33		
7.	MONTCHALIN Anaïs	1:15.52	1996	FRA	MONISTROL NATATION [1]	+0.67	5:05.49	936 pts
	GAILLARD Marion	1:24.34	1997	FRA		+0.69		
	PEYRE Pascale	1:16.18	1986	FRA		+0.71		
	PONTVIANNE Coralie	1:09.45	1989	FRA		+0.29		
8.	KOMMER Déborah	1:07.10	1995	FRA	MONTLUÇON NATATION [1]	+0.71	5:06.51	929 pts
	SZYMANSKI Mélanie	1:32.20	1994	FRA		+0.58		
	PASQUIER Clarisse	1:18.66	1998	FRA		+0.70		
	LURAT Stéphanie	1:08.55	1991	FRA		+0.79		
9.	AMIGO Mathilde	1:18.68	1996	FRA	GANNAT OLYMPIQUE N [1]	+0.86	5:08.70	916 pts
	MAZEAU Alice	1:24.71	1994	FRA		+0.65		
	DEMARCHI Lucie	1:16.31	1993	FRA		+0.64		
	TIXIER Audrey	1:09.00	1994	FRA		+0.65		
10.	BASTIDE Marie	1:21.31	1997	FRA	ASPTT AURILLAC [1]	+0.73	5:14.14	882 pts
	PRAT Margaux	1:29.37	1998	FRA		+0.73		
	TIBLE Adeline	1:11.81	1991	FRA		+0.58		
	LERON Jeanne	1:11.64	1997	FRA		+0.55		
11.	COLOMAS Julie	1:14.19	1995	FRA	MOULINS AQUAVIE [1]	---	5:16.49	868 pts
	LAFLEURIEL Rose	1:33.12	2000	FRA		+0.44		
	GRILHAULT DES FONTAINES Salome	1:18.19	1995	FRA		+0.00		
		1:10.98	1996	FRA		+0.74		
12.	BOISSIERE Pauline	1:14.01	1995	FRA	CN LE PUY-EN-VELAY [1]	+0.71	5:19.34	850 pts
	BOISSIERE Lili	1:14.01	1995	FRA		+0.71		
	CHOUVIER Justine	1:32.52	1998	FRA		+0.95		
	BARRON Emilie	1:25.43	1996	FRA		+0.54		
	TIERLE Léa	1:07.38	1998	FRA		+0.59		
13.	GARNIER Justine	1:24.30	1998	FRA	US ISSOIRE [1]	+0.89	5:24.10	822 pts
	SECHAUD Carly	1:23.04	1995	FRA		+0.46		
	LETELLIER Gwladys	1:25.80	1997	FRA		+0.60		
	BAILLY Laura	1:10.95	1997	FRA		+0.37		
14.	COULANGES Alanna	1:20.12	1997	FRA	SN LEMPDES [1]	+0.74	5:24.80	818 pts
	LEMAITRE Eliane	1:33.61	1997	FRA		+0.59		
	POJJAT Sophie	1:19.39	1997	FRA		+0.38		
	NATUREL Anaïs	1:11.68	1994	FRA		+0.51		
15.	BONNEAU Aurélie	1:22.65	1995	FRA	US VIC-LE-COMTE NATATION [1]	+0.76	5:28.29	797 pts
	CHASSAING Fiona	1:32.99	1993	FRA		+0.71		
	RONGERE Pauline	1:22.44	1997	FRA		+0.67		
	MAISTRELLO Justine	1:10.20	1996	FRA		+0.65		

Résultats

(Suite) Séries : 4x100 4 Nages Dames

[J1 : Di 06/11/2011 - R2]

16.	TYLINSKI Audrey	1:24.71	1994	FRA	CHAMALIERES-MONTFERRAND N [2]	+0.77	5:34.76	760 pts
	RAMON Gaëlle	1:27.24	1988	FRA		+0.99		
	FOURCADE Flora	1:26.96	1987	FRA		+0.71		
	NADIR-MARASCO Sofia	1:15.84	1996	FRA		+0.38		
17.	PORSENA Zoe	1:22.44	1999	FRA	VICHY VAL D'ALLIER NATATION [2]	+0.76	5:41.90	720 pts
	ARQUE Amelie	1:34.14	1999	FRA		+0.61		
	BOURNADET Charlotte	1:31.51	1999	FRA		+0.79		
	ROCHE Mathilde	1:13.81	1996	FRA		+0.57		
18.	REVIRON Lucie	1:22.86	1992	FRA	DAUPHINS YSSINGEAUX [1]	+0.83	5:45.44	701 pts
	CHAZOT Eolia	1:37.20	1998	FRA		+0.68		
	JOUBERT Audrey	1:29.12	1998	FRA		+0.82		
	RENE Malauray	1:16.26	2000	FRA		+0.67		
19.	GUIENOT Océane	1:30.24	1994	FRA	MONTLUÇON NATATION [2]	+0.75	6:07.30	586 pts
	ROBIN Chloe	1:38.79	1998	FRA		+0.42		
	DE PONTE Kelly	1:36.92	1999	FRA		+0.72		
	MARTINS Lea	1:21.34	1996	FRA		+0.51		
---	VINIER Emeline		1995	FRA	ASPTT CLERMONT-FERRAND [1]		DSQr1 McR	
	LHERMET Emie		1997	FRA				
	LHERITIER Julie		1998	FRA				
	BENOIT Natacha		1999	FRA				

Séries : 10x100 Nage Libre Dames

[J1 : Di 06/11/2011 - R1]

1.	DESNUES Marion	1:01.61	1991	FRA	STADE CLERMONT NATATION [1]	+0.90	10:41.40	1041 pts		
	DUCHAMPT Léa	1:01.46	1991	FRA		+0.35				
	NERRIERE Coralie	59.96	1994	FRA		+0.49				
	NERRIERE Célia	1:03.29	1998	FRA		+0.61				
	GEOFFROY Anaïs	1:07.22	1995	FRA		+0.55				
	DEQUAIRE Clotilde	1:03.01	1993	FRA		+0.61				
	EDARD Irène	1:04.00	1968	FRA		+0.49				
	FAUDOT Sacha	1:06.58	1997	FRA		+0.41				
	COUHERT Jeanne	1:08.73	1998	FRA		+0.73				
	CADOU Manon	1:05.53	1994	FRA		+0.45				
2.	LAPORTE Morgane	1:01.50	1994	FRA	CHAMALIERES-MONTFERRAND N [1]	+0.70			10:45.14	1030 pts
	GIL QUERE Lucie	1:00.11	1995	FRA		+0.49				
	GIL QUERE Clémentine	1:03.77	1998	FRA		+0.73				
	GRAVELEAU Laura	1:04.53	1995	FRA		+0.56				
	GRAND Marine	1:04.04	1996	FRA		+0.43				
	ROBERT Manon	1:06.43	1997	FRA		+0.56				
	COISSARD Emmanuelle	1:07.61	1990	FRA		+0.40				
	CILIA Eloïse	1:04.59	1988	FRA		+0.46				
	ROBERT Chloé	1:05.42	1992	FRA		+0.84				
	MALLERET Julie	1:07.14	1994	FRA		+0.25				
3.	SOALHAT Lauriane	1:05.75	1993	FRA	VICHY VAL D'ALLIER NATATION [1]	+0.73	11:10.75	955 pts		
	GIFFARD Anais	1:04.45	1996	FRA		+0.61				
	BELLIER Lorraine	1:07.44	1997	FRA		+0.69				
	CAZES Manon	1:16.63	1993	FRA		+0.72				
	RAMADE Coline	1:08.45	1997	FRA		+0.36				
	MONNIER Mélanie	1:07.64	1991	FRA		+0.78				
	PERRIER Catherine	1:07.45	1997	FRA		+0.33				
	LARCHER Mégane	1:08.70	1993	FRA		+0.64				
	MOULIN Laure	1:02.37	1994	FRA		+0.48				
	FARGIER Laetitia	1:01.84	1992	FRA		+0.52				

Résultats

(Suite) Séries : 10x100 Nage Libre Dames

[J1 : Di 06/11/2011 - R1]

4.	ANTIGNAC Margot	1:03.15	1996	FRA	CN RIOM [1]	+0.82	11:19.02	932 pts
	GRANET Mathilde	1:04.20	1997	FRA		+0.30		
	DRIGEARD Manon	1:06.13	1991	FRA		+0.48		
	LAROUX Amelie	1:10.52	1996	FRA		+0.37		
	OSSEDAT Coralie	1:07.26	1998	FRA		+0.38		
	OSSEDAT Marine	1:03.53	1996	FRA		+0.44		
	MONTAGNON Maëlle	1:15.18	1999	FRA		+0.38		
	ANTIGNAC Jeanne	1:04.01	1996	FRA		+0.37		
	LHOSPITALIER Cassandre	1:14.95	1997	FRA		+0.29		
	ROUCHON Camille	1:10.09	1996	FRA		+0.47		
5.	CONGIU Katia	1:04.45	1994	FRA	CO BRIOUDE NATATION [1]	+0.91	11:29.74	902 pts
	SABATIER Chloe	1:10.12	1997	FRA		+0.53		
	GASTINEAU Ophélie	1:07.66	1995	FRA		+0.59		
	DOS SANTOS Aurore	1:06.06	1992	FRA		+0.41		
	SOULIER Lucie	1:14.94	1998	FRA		+0.71		
	GRENIER Clara	1:09.95	1996	FRA		+0.51		
	SICARD Tiphaine	1:10.05	1998	FRA		+0.53		
	LAFON Margot	1:16.51	1999	FRA		+0.66		
	GRENIER Lise	1:04.83	1995	FRA		+0.33		
	MARTIN Héloïse	1:05.16	1995	FRA		+0.51		
6.	KOMMER Déborah	1:03.41	1995	FRA	MONTLUÇON NATATION [1]	+0.77	11:37.23	881 pts
	PASQUIER Clarisse	1:06.56	1998	FRA		+0.65		
	MELLOUKI Amina-Farah	1:12.16	1998	FRA		+0.56		
	BARDOU Camille	1:10.56	1997	FRA		+0.69		
	HARDY Cindy	1:12.25	1996	FRA		+0.62		
	SZYMANSKI Mélanie	1:15.75	1994	FRA		+0.79		
	HUARD Oceane	1:10.95	1998	FRA		+0.49		
	MARLIAC Blandine	1:10.44	1986	FRA		+0.39		
	RELIANT Marine	1:08.42	1990	FRA		+0.46		
	LURAT Stéphanie	1:06.70	1991	FRA		+0.68		
7.	GAILLARD Marion	1:09.33	1997	FRA	MONISTROL NATATION [1]	+0.77	11:41.64	869 pts
	PONTVIANNE Coralie	1:08.84	1989	FRA		+0.78		
	MONTCHALIN Anaïs	1:07.13	1996	FRA		+0.67		
	BOMPARD Ludivine	1:09.47	1996	FRA		+0.56		
	BRUSTEL Mégane	1:09.93	1993	FRA		+0.67		
	PEYRE Pascale	1:10.05	1986	FRA		+0.68		
	POTUS Camille	1:11.03	1984	FRA		+0.70		
	PONTVIANNE Marine	1:09.92	1991	FRA		+0.45		
	VAUCANSON Camille	1:12.81	1995	FRA		+0.70		
	BARDEL Pauline	1:13.11	1997	FRA		+0.54		
8.	DEMARCHI Lucie	1:08.47	1993	FRA	GANNAT OLYMPIQUE N [1]	+0.73	11:57.70	826 pts
	AMIGO Mathilde	1:09.93	1996	FRA		+0.56		
	CHATEAU Amélie	1:12.54	1985	FRA		+0.65		
	BOUB Bérényce	1:18.20	1998	FRA		+0.52		
	TIXIER Audrey	1:09.44	1994	FRA		+0.61		
	BOURBONNAIS Marie	1:15.55	1998	FRA		+0.46		
	VERDELLET Mélina	1:11.43	1987	FRA		+0.51		
	GASPARD Floriane	1:12.86	1999	FRA		+0.00		
	BEAUPARLANT Astrid	1:11.93	1993	FRA		+0.63		
	MAZEAU Alice	1:07.34	1994	FRA		+0.51		

Résultats

(Suite) Séries : 10x100 Nage Libre Dames

[J1 : Di 06/11/2011 - R1]

9.	AUCOUTURIER Marion	1:09.42	1987	FRA	CN LE PUY-EN-VELAY [1]	+0.80	11:59.19	822 pts
	LIVEBARDON Manon	1:14.09	1999	FRA		+0.98		
	GIMBERT Manon	1:21.79	1999	FRA		+0.67		
	BOISSIERE Lori	1:06.39	1995	FRA		+0.45		
	DUDO Yaël	1:09.81	1986	FRA		+0.36		
	RAMPON Charlotte	1:15.61	1996	FRA		+0.49		
	RAMPON Margaux	1:14.58	1998	FRA		+0.79		
	CHOUVIER Justine	1:12.95	1998	FRA		+0.86		
	TIERLE Léa	1:07.55	1998	FRA		+0.61		
	BARRON Emilie	1:06.98	1996	FRA		+0.29		
10.	COUDUN Floriane	1:10.19	1998	FRA	STADE CLERMONT NATATION [2]	+0.84	12:01.23	816 pts
	LUYE Marie	1:20.70	1996	FRA		+0.91		
	PERCHAT Noémie	1:07.31	1996	FRA		+0.53		
	CHAPEL Adeline	1:09.27	1996	FRA		+0.49		
	OLLIVIER Maëliiss	1:11.05	1992	FRA		+0.67		
	CONSTANT Noemie	1:09.34	1997	FRA		+0.61		
	GUZMAN Angeline	1:17.77	1996	FRA		+0.98		
	THERRE Marilou	1:08.93	1998	FRA		+0.70		
	GIRAUDIE Célia	1:18.81	1995	FRA		+0.94		
	BESBISS Louisa	1:07.84	1998	FRA		+0.52		
11.	LETELLIER Gwladys	1:10.23	1997	FRA	US ISSOIRE [1]	+0.71	12:01.47	816 pts
	GARNIER Justine	1:11.23	1998	FRA		+0.72		
	AUCOUTURIER Charlotte	1:06.34	1987	FRA		+0.41		
	SCHANDENE Noemie	1:16.04	1996	FRA		+0.63		
	REYT Emmeline	1:18.20	1997	FRA		+0.74		
	PITTOIS Mathilde	1:15.64	1996	FRA		+0.41		
	LELOUP Lise	1:15.54	1998	FRA		+0.45		
	PEYRETAILLADE Anaïs	1:07.84	1995	FRA		+0.16		
	SECHAUD Carly	1:08.81	1995	FRA		+0.45		
	BAILLY Laura	1:11.58	1997	FRA		+0.46		
12.	BUVAT Léane	1:20.11	1997	FRA	MOULINS AQUAVIE [1]	+0.87	12:29.68	743 pts
	COLOMAS Julie	1:05.02	1995	FRA		+0.60		
	REGNAULT Mélissa	1:19.70	1999	FRA		+0.55		
	DOUBRE Pauline	1:11.68	1996	FRA		+0.51		
	BUISSON Laura	1:14.36	1996	FRA		+0.51		
	GRILHAULT DES FONTAINES Salome	1:06.43	1995	FRA		+0.49		
	LAFLEURIEL Rose	1:12.26	2000	FRA		+0.37		
	LAFLEURIEL Rose	1:19.51	1999	FRA		+0.73		
	BESSE Morgane	1:19.67	1972	FRA		+0.72		
	BAZIN Christine	1:20.93	1999	FRA		+0.72		
13.	BEUJAP Sophie	1:08.17	1997	FRA	SN LEMPDES [1]	+0.67	12:33.27	734 pts
	ALRIC Justine	1:17.33	1998	FRA		+0.67		
	BERNARD Camille	1:21.63	1998	FRA		+0.60		
	FERREIRA Jade	1:14.97	1997	FRA		+0.57		
	LEMAITRE Eliane	1:19.13	1997	FRA		+0.65		
	DELAVET Elea	1:22.37	1998	FRA		+0.16		
	JOURDET Claire	1:16.73	1998	FRA		+0.54		
	BOUTEILLE Coralie	1:12.53	1995	FRA		+0.51		
	NATUREL Anaïs	1:11.59	1994	FRA		+0.61		
	COULANGES Alanna	1:08.81	1997	FRA		+0.54		

Résultats

(Suite) Séries : 10x100 Nage Libre Dames

[J1 : Di 06/11/2011 - R1]

14.	NADIR-MARASCO Sonia	1:14.84	1996	FRA	CHAMALIERES-MONTFERRAND N [2]	+0.88	12:37.20	724 pts
	TYLINSKI Audrey	1:15.70	1994	FRA		+0.25		
	BRUNET Julie	1:20.92	2000	FRA		+0.55		
	SAUVAGNAT Manon	1:11.48	1992	FRA		+0.52		
	NADIR-MARASCO Sofia	1:14.08	1996	FRA		+0.58		
	BEST Aurore	1:17.86	1994	FRA		+0.73		
	HILAIRE Anne-Laure	1:22.16	1991	FRA		+0.54		
	RAMON Gaëlle	1:14.34	1988	FRA		+0.67		
	PERTUCAS Charline	1:15.92	1993	FRA		+0.64		
	FOURCADE Flora	1:09.88	1987	FRA		+0.94		
15.	LERON Jeanne	1:09.96	1997	FRA	ASPTT AURILLAC [1]	+0.73	12:37.42	724 pts
	TERRISSE Lucie	1:13.97	1996	FRA		+0.48		
	COMBACAU Chloé	1:20.95	1998	FRA		+0.61		
	HUREL Julie	1:21.68	1992	FRA		+0.75		
	FORSES Valentine	1:15.81	1997	FRA		+0.23		
	SENAUD Romane	1:21.98	1996	FRA		+0.64		
	PRAT Margaux	1:15.79	1998	FRA		+0.88		
	BASTIDE Marie	1:17.15	1997	FRA		+0.59		
	SENAUD Margot	1:16.59	1998	FRA		+0.00		
	TIBLE Adeline	1:03.53	1991	FRA		+0.62		
16.	BENOIT Natacha	1:15.16	1999	FRA	ASPTT CLERMONT-FERRAND [1]	+0.75	12:45.34	704 pts
	D'ETTORRE Anne	1:14.37	1984	FRA		+0.61		
	VERMOYAL Fanny	1:23.17	1989	FRA		+0.92		
	FEVE Jenny	1:13.06	1984	FRA		+0.49		
	VINIER Emeline	1:17.25	1995	FRA		+0.67		
	CLEMENT Margaux	1:21.23	1997	FRA		+0.58		
	LHERITIER Julie	1:16.54	1998	FRA		+0.68		
	LHERMET Emie	1:18.09	1997	FRA		+0.67		
	VIDAL Virginie	1:17.45	1989	FRA		+0.76		
	ALMARCHA Marine	1:09.02	1990	FRA		+0.64		
17.	BONNEAU Aurélie	1:13.98	1995	FRA	US VIC-LE-COMTE NATATION [1]	+0.84	12:48.41	697 pts
	FORET Céline	1:15.80	1992	FRA		+0.48		
	DAUZAT Mélaïne	1:15.45	1994	FRA		+0.56		
	CARDIA Léa	1:26.46	1996	FRA		+0.73		
	RONGERE Pauline	1:16.42	1997	FRA		+0.58		
	LALLOZ Manon	1:14.75	1994	FRA		+0.66		
	CHASSAING Fiona	1:16.76	1993	FRA		+0.61		
	VUJIC Léa	1:21.31	1998	FRA		+0.23		
	LESTANT Eva	1:18.14	1996	FRA		+0.64		
	MAISTRELLO Justine	1:09.33	1996	FRA		+0.68		
18.	REVIRON Lucie	1:10.54	1992	FRA	DAUPHINS YSSINGEAUX [1]	+0.92	12:56.01	678 pts
	JOUBERT Audrey	1:14.78	1998	FRA		+0.65		
	HAZOT Eolia	1:17.09	1998	FRA		+0.77		
	RENE Malaury	1:15.98	2000	FRA		+0.63		
	CHARREL Pauline	1:25.36	2000	FRA		+0.89		
	QUEYRON Loane	1:22.63	1999	FRA		+0.58		
	VALENTIN Lou	1:21.53	1999	FRA		+0.63		
	VENET Camille	1:20.53	1998	FRA		+0.00		
	MOULIN Marion	1:17.04	1992	FRA		+0.50		
	DUPORTAL Marie-sarah	1:10.51	1996	FRA		+0.48		

Résultats

(Suite) Séries : 10x100 Nage Libre Dames

[J1 : Di 06/11/2011 - R1]

19.	ROCHE Mathilde	1:13.63	1996	FRA	VICHY VAL D'ALLIER NATATION [2]	+0.79	13:18.89	624 pts
	PORSENA Zoe	1:14.33	1999	FRA		+0.00		
	BOURNADET Charlotte	1:15.34	1999	FRA		+0.44		
	CARRIER Camille	1:19.90	1999	FRA		+0.00		
	BLINEAU Marina	1:17.59	1999	FRA		+0.54		
	CADET Coline	1:16.84	2000	FRA		+0.58		
	ARQUE Amelie	1:18.55	1999	FRA		+0.67		
	DA RE Fiona	1:23.43	2000	FRA		+0.00		
	RODRIGUEZ Lea	1:27.57	2000	FRA		+0.00		
	ROCHE Alice	1:31.71	2000	FRA		+0.00		
20.	ROBIN Chloe	1:11.55	1998	FRA	MONTLUÇON NATATION [2]	---	13:33.66	591 pts
	RENE Ophelie	1:17.37	1995	FRA		+0.00		
	AURAT Megane	1:31.05	2001	FRA		+0.00		
	JEDRASIAK Maelle	1:20.55	2001	FRA		+0.00		
	MELLOUKI Lilia-Marie	1:28.16	2000	FRA		+0.00		
	PIOT Laura	1:24.52	1993	FRA		+0.72		
	GUIENOT Océane	1:16.27	1994	FRA		+0.00		
	BONNARD Jaadhes	1:19.73	1997	FRA		+0.58		
	DE PONTE Kelly	1:23.15	1999	FRA		+0.54		
	MARTINS Lea	1:21.30	1996	FRA		+0.63		

Séries : 50 Nage Libre Messieurs

[J1 : Di 06/11/2011 - R2]

1.	FERMIS Vincent	1986	FRA	STADE CLERMONT NATATION [1]	+0.84	23.84	1213 pts
2.	CARRAT Victor	1993	FRA	VICHY VAL D'ALLIER NATATION [1]	+0.76	24.01	1200 pts
3.	COUDERT Jean-Baptiste	1992	FRA	ASPTT CLERMONT-FERRAND [1]	+0.75	25.78	1075 pts
4.	NOVEL CATIN Vincent	1985	FRA	CHAMALIERES-MONTFERRAND N [1]	+0.78	25.81	1073 pts
5.	PERBET Kévin	1989	FRA	MONISTROL NATATION [1]	+0.58	26.29	1040 pts
6.	CHOMETAT Vivien	1991	FRA	VICHY VAL D'ALLIER NATATION [2]	+0.91	26.34	1037 pts
7.	COHADE Jérôme	1982	FRA	CHAMALIERES-MONTFERRAND N [2]	+0.85	26.41	1032 pts
8.	VIERS Alexandre	1988	FRA	ASPTT AURILLAC [1]	+0.93	26.90	999 pts
9.	JARRIGE Yvan	1989	FRA	STADE CLERMONT NATATION [2]	+0.77	27.05	989 pts
10.	DUBOIS Boris	1988	FRA	CN RIOM [1]	+0.79	27.45	963 pts
11.	LEITES Alexandre	1994	FRA	CO BRIOUDE NATATION [1]	+1.06	28.28	910 pts
12.	PASCAL Fabien	1995	FRA	MONTLUÇON NATATION [1]	+0.76	28.33	907 pts
13.	BERTRAND Romain	1992	FRA	US VIC-LÉ-COMTE NATATION [1]	+0.71	28.39	903 pts
13.	BUGNAZET Stephane	1975	FRA	MONISTROL NATATION [2]	+0.90	28.39	903 pts
15.	FAGEOL Simon	1992	FRA	SN LEMPDES [1]	+0.90	28.48	897 pts
16.	DESSART Grégory	1990	FRA	MONTLUÇON NATATION [2]	+0.79	29.80	816 pts
17.	BRUNET Benjamin	1996	FRA	ASSS CLERMONT-FERRAND [1]	+0.69	30.21	792 pts
18.	SOULIER Pierre	1998	FRA	CN LE PUY-EN-VELAY [1]	+0.97	32.32	672 pts
19.	GAUTIER Victor	1999	FRA	MOULINS AQUAVIE [1]	+0.34	32.52	661 pts
---	MASSARDIER Thibaut	2003	FRA	MONISTROL NATATION [1]		DNS dec	
---	PASSEMARD Gaël	1981	FRA	DAUPHINS YSSINGEAUX [1]		DNS dec	

Séries : 100 Nage Libre Messieurs

[J1 : Di 06/11/2011 - R1]

1.	DESVALETTE Sacha	1993	FRA	STADE CLERMONT NATATION [1]	+0.84	52.23	1215 pts
	50 m : 25.42 (25.42)	100 m : 52.23 (26.81)		[52.23]			
2.	COSTE Cédric	1986	FRA	CHAMALIERES-MONTFERRAND N [1]	+0.80	53.91	1156 pts
	50 m : 25.81 (25.81)	100 m : 53.91 (28.10)		[53.91]			
3.	PIROUX MOUNIER Simon	1989	FRA	MONISTROL NATATION [1]	+0.74	54.89	1123 pts
	50 m : 26.53 (26.53)	100 m : 54.89 (28.36)		[54.89]			
4.	TOURETTE Adrien	1991	FRA	VICHY VAL D'ALLIER NATATION [1]	+0.82	55.16	1114 pts
	50 m : 26.30 (26.30)	100 m : 55.16 (28.86)		[55.16]			
5.	ROUSSEL Philippe	1989	FRA	ASPTT CLERMONT-FERRAND [1]	+0.79	55.38	1106 pts
	50 m : 26.64 (26.64)	100 m : 55.38 (28.74)		[55.38]			

Résultats

(Suite) Séries : 100 Nage Libre Messieurs

[J1 : Di 06/11/2011 - R1]

6. PAPUT Grégory	1975	FRA	CN RIOM [1]	+0.73	56.70	1062 pts
50 m : 27.84 (27.84)	100 m : 56.70 (28.86) [56.70]					
7. JOFFRE Clément	1991	FRA	STADE CLERMONT NATATION [2]	+0.74	57.63	1032 pts
50 m : 27.98 (27.98)	100 m : 57.63 (29.65) [57.63]					
8. HUSSONG Quentin	1991	FRA	CHAMALIERES-MONTFERRAND N [2]	+0.84	59.31	978 pts
50 m : 28.92 (28.92)	100 m : 59.31 (30.39) [59.31]					
9. BEGOUIN Arnaud	1986	FRA	VICHY VAL D'ALLIER NATATION [2]	+0.86	1:00.22	949 pts
50 m : 29.12 (29.12)	100 m : 1:00.22 (31.10) [1:00.22]					
10. PETERSIN Thibaut	1991	FRA	MOULINS AQUAVIE [1]	+0.88	1:00.44	942 pts
50 m : 29.39 (29.39)	100 m : 1:00.44 (31.05) [1:00.44]					
11. LAYBRO Victor	1994	FRA	ASPTT AURILLAC [1]	+0.90	1:00.79	931 pts
50 m : 29.30 (29.30)	100 m : 1:00.79 (31.49) [1:00.79]					
12. BERTRAND Romain	1992	FRA	US VIC-LE-COMTE NATATION [1]	+0.82	1:01.69	904 pts
50 m : 29.98 (29.98)	100 m : 1:01.69 (31.71) [1:01.69]					
13. ROCHE Philippe	1968	FRA	SN LEMPDES [1]	+0.72	1:03.51	849 pts
50 m : 30.77 (30.77)	100 m : 1:03.51 (32.74) [1:03.51]					
14. COUTANSON Remi	1997	FRA	MONISTROL NATATION [2]	+0.78	1:03.56	848 pts
50 m : 29.68 (29.68)	100 m : 1:03.56 (33.88) [1:03.56]					
15. TOURETTE Arnaud	1995	FRA	MONTLUÇON NATATION [1]	+0.85	1:05.18	800 pts
50 m : 30.50 (30.50)	100 m : 1:05.18 (34.68) [1:05.18]					
16. DALLE Nicolas	1983	FRA	ASSS CLERMONT-FERRAND [1]	+0.80	1:05.53	790 pts
50 m : 31.15 (31.15)	100 m : 1:05.53 (34.38) [1:05.53]					
17. DOMENECH Thomas	1985	FRA	MONTLUÇON NATATION [2]	+0.95	1:10.76	648 pts
50 m : 32.55 (32.55)	100 m : 1:10.76 (38.21) [1:10.76]					
18. VIAUD Sony	1999	FRA	CN LE PUY-EN-VELAY [1]	+0.48	1:12.91	594 pts
50 m : 35.41 (35.41)	100 m : 1:12.91 (37.50) [1:12.91]					
19. DEFOIS Maxime	2000	FRA	CO BRIOUDE NATATION [1]	+0.67	1:18.37	467 pts
50 m : 36.65 (36.65)	100 m : 1:18.37 (41.72) [1:18.37]					
--- BOURLET Pierre	1989	FRA	ASSS CLERMONT-FERRAND [1]		DNS dec	
--- ESCURE Thomas	1989	FRA	ASPTT AURILLAC [1]		DNS dec	
--- LYOTARD Clément	1999	FRA	DAUPHINS YSSINGEAUX [1]		DNS dec	

Séries : 200 Nage Libre Messieurs

[J1 : Di 06/11/2011 - R2]

1. COUHERT Antoine	1994	FRA	STADE CLERMONT NATATION [1]	+0.70	1:54.76	1212 pts
50 m : 26.29 (26.29)	100 m : 55.14 (28.85) [55.14]	150 m : 1:24.50 (29.36)	200 m : 1:54.76 (30.26) [59.62]			
2. MARMIER Julien	1996	FRA	STADE CLERMONT NATATION [2]	+0.82	1:57.87	1157 pts
50 m : 27.83 (27.83)	100 m : 58.11 (30.28) [58.11]	150 m : 1:27.99 (29.88)	200 m : 1:57.87 (29.88) [59.76]			
3. ELJASZEWICZ Baptiste	1988	FRA	VICHY VAL D'ALLIER NATATION [1]	+0.89	1:58.19	1152 pts
50 m : 27.01 (27.01)	100 m : 56.49 (29.48) [56.49]	150 m : 1:27.33 (30.84)	200 m : 1:58.19 (30.86) [1:01.70]			
4. BISCHOFF Boris	1994	FRA	MONISTROL NATATION [1]	+0.85	1:59.44	1130 pts
50 m : 27.30 (27.30)	100 m : 56.98 (29.68) [56.98]	150 m : 1:27.89 (30.91)	200 m : 1:59.44 (31.55) [1:02.46]			
5. LESCURE Bastien	1992	FRA	CHAMALIERES-MONTFERRAND N [1]	+0.74	2:02.20	1084 pts
50 m : 27.73 (27.73)	100 m : 58.42 (30.69) [58.42]	150 m : 1:29.73 (31.31)	200 m : 2:02.20 (32.47) [1:03.78]			
6. MAHALLI Rachid	1996	FRA	ASPTT CLERMONT-FERRAND [1]	+0.65	2:10.87	944 pts
50 m : 29.40 (29.40)	100 m : 1:02.31 (32.91) [1:02.31]	150 m : 1:37.18 (34.87)	200 m : 2:10.87 (33.69) [1:08.56]			
7. PIMENTA Simon	1993	FRA	MONTLUÇON NATATION [1]	+0.77	2:11.91	928 pts
50 m : 30.41 (30.41)	100 m : 1:03.55 (33.14) [1:03.55]	150 m : 1:38.17 (34.62)	200 m : 2:11.91 (33.74) [1:08.36]			
8. HUSSONG Quentin	1991	FRA	CHAMALIERES-MONTFERRAND N [2]	+0.87	2:12.93	912 pts
50 m : 29.96 (29.96)	100 m : 1:02.43 (32.47) [1:02.43]	150 m : 1:37.64 (35.21)	200 m : 2:12.93 (35.29) [1:10.50]			
9. DEBENOIT Pierre	1996	FRA	MONISTROL NATATION [2]	+0.84	2:16.09	864 pts
50 m : 30.63 (30.63)	100 m : 1:04.51 (33.88) [1:04.51]	150 m : 1:40.34 (35.83)	200 m : 2:16.09 (35.75) [1:11.58]			
10. BLANCHER Thibaut	1995	FRA	CN RIOM [1]	+0.91	2:18.01	836 pts
50 m : 30.50 (30.50)	100 m : 1:06.10 (35.60) [1:06.09]	150 m : 1:42.99 (36.89)	200 m : 2:18.01 (35.02) [1:11.91]			
11. LAYBRO Victor	1994	FRA	ASPTT AURILLAC [1]	+0.93	2:20.82	795 pts
50 m : 30.61 (30.61)	100 m : 1:06.84 (36.23) [1:06.84]	150 m : 1:44.14 (37.30)	200 m : 2:20.82 (36.68) [1:13.98]			
11. MAGNIER Thibault	1990	FRA	VICHY VAL D'ALLIER NATATION [2]	+0.85	2:20.82	795 pts
50 m : 31.56 (31.56)	100 m : 1:07.58 (36.02) [1:07.58]	150 m : 1:43.94 (36.36)	200 m : 2:20.82 (36.88) [1:13.23]			
13. VASSEUR Rémi	1996	FRA	CN LE PUY-EN-VELAY [1]	+0.88	2:25.38	731 pts
50 m : 31.49 (31.49)	100 m : 1:07.45 (35.96) [1:07.45]	150 m : 1:46.34 (38.89)	200 m : 2:25.38 (39.04) [1:17.93]			

Résultats

(Suite) Séries : 200 Nage Libre Messieurs

[J1 : Di 06/11/2011 - R2]

14. BERTRAND Nicolas	1995 FRA	US VIC-LE-COMTE NATATION [1]	+0.81	2:30.44	664 pts
50 m : 33.06 (33.06)	100 m : 1:11.17 (38.11) [1:11.17]	150 m : 1:51.01 (39.84)	200 m : 2:30.44 (39.43) [1:19.27]		
15. PRADEL Gauthier	1996 FRA	SN LEMPDES [1]	+0.70	2:32.17	641 pts
50 m : 33.32 (33.32)	100 m : 1:12.22 (38.90) [1:12.22]	150 m : 1:52.34 (40.12)	200 m : 2:32.17 (39.83) [1:19.95]		
16. DENAIVES Thomas	2000 FRA	CO BRIOUDE NATATION [1]	+0.78	2:51.80	414 pts
50 m : 39.60 (39.60)	100 m : 1:24.44 (44.84) [1:24.44]	150 m : 2:09.33 (44.89)	200 m : 2:51.80 (42.47) [1:27.36]		
17. GOMES Damien	1999 FRA	MONTLUÇON NATATION [2]	+0.87	3:01.15	323 pts
50 m : 41.13 (41.13)	100 m : 1:27.74 (46.61) [1:27.74]	150 m : 2:16.27 (48.53)	200 m : 3:01.15 (44.88) [1:33.41]		
18. LECORNET Arthur	2000 FRA	MOULINS AQUAVIE [1]	---	3:11.75	234 pts
50 m : 41.32 (41.32)	100 m : 1:30.36 (49.04) [1:30.36]	150 m : 2:22.20 (51.84)	200 m : 3:11.75 (49.55) [1:41.39]		
19. FERNEY Thibault	1997 FRA	ASSS CLERMONT-FERRAND [1]	+0.80	3:12.79	226 pts
50 m : 42.61 (42.61)	100 m : 1:32.78 (50.17) [1:32.78]	150 m : 2:24.40 (51.62)	200 m : 3:12.79 (48.39) [1:40.01]		
--- DANIEL Jean	1993 FRA	STADE CLERMONT NATATION [1]		DNS dec	
--- DEBARD Théo	1995 FRA	DAUPHINS YSSINGEAUX [1]		DNS dec	

Séries : 400 Nage Libre Messieurs

[J1 : Di 06/11/2011 - R2]

1. BOSCHER Guillaume	1993 FRA	STADE CLERMONT NATATION [1]	+0.81	3:54.47	1296 pts
50 m : 26.88 (26.88)	100 m : 55.52 (28.64) [55.52]	150 m : 1:25.03 (29.51)	200 m : 1:55.02 (29.99) [59.50]	250 m : 2:24.51 (29.49)	300 m : 2:54.49 (29.98) [59.47]
2. JEAN DIT GAUTIER Marc	1994 FRA	CHAMALIERES-MONTFERRAND N [1]	+0.78	4:04.56	1206 pts
50 m : 27.75 (27.75)	100 m : 58.10 (30.35) [58.10]	150 m : 1:29.00 (30.90)	200 m : 2:00.35 (31.35) [1:02.25]	250 m : 2:31.02 (30.67)	300 m : 3:02.44 (31.42) [1:02.09]
3. MARMIER Julien	1996 FRA	STADE CLERMONT NATATION [2]	+0.78	4:09.92	1160 pts
50 m : 28.89 (28.89)	100 m : 1:00.20 (31.31) [1:00.20]	150 m : 1:32.13 (31.93)	200 m : 2:04.62 (32.49) [1:04.42]	250 m : 2:35.92 (31.30)	300 m : 3:07.27 (31.35) [1:02.65]
4. QUENEC'HDU Ronan	1996 FRA	MONTLUÇON NATATION [1]	+0.81	4:21.38	1064 pts
50 m : 29.66 (29.66)	100 m : 1:01.22 (31.56) [1:01.22]	150 m : 1:33.26 (32.04)	200 m : 2:06.23 (32.97) [1:05.01]	250 m : 2:39.76 (33.53)	300 m : 3:14.36 (34.60) [1:08.13]
5. SOUCHON Mathieu	1994 FRA	MONISTROL NATATION [1]	+0.69	4:24.48	1038 pts
50 m : 29.74 (29.74)	100 m : 1:02.24 (32.50) [1:02.24]	150 m : 1:35.30 (33.06)	200 m : 2:08.96 (33.66) [1:06.72]	250 m : 2:42.65 (33.69)	300 m : 3:16.94 (34.29) [1:07.98]
6. ROUSSEL Philippe	1989 FRA	ASPTT CLERMONT-FERRAND [1]	+0.83	4:34.18	961 pts
50 m : 30.53 (30.53)	100 m : 1:03.25 (32.72) [1:03.25]	150 m : 1:36.86 (33.61)	200 m : 2:11.46 (34.60) [1:08.20]	250 m : 2:46.50 (35.04)	300 m : 3:21.54 (35.04) [1:10.08]
7. CROS Pascal	1994 FRA	CN RIOM [1]	+0.68	4:37.61	934 pts
50 m : 30.43 (30.43)	100 m : 1:04.74 (34.31) [1:04.73]	150 m : 1:39.64 (34.90)	200 m : 2:14.80 (35.16) [1:10.06]	250 m : 2:50.35 (35.55)	300 m : 3:26.59 (36.24) [1:11.79]
8. BONTEMPS Clément	1994 FRA	CHAMALIERES-MONTFERRAND N [2]	+0.72	4:38.29	929 pts
50 m : 30.44 (30.44)	100 m : 1:04.74 (34.30) [1:04.73]	150 m : 1:39.92 (35.18)	200 m : 2:15.72 (35.80) [1:10.98]	250 m : 2:51.57 (35.85)	300 m : 3:28.08 (36.51) [1:12.36]
9. BEN GADHA Bekir	1995 FRA	VICHY VAL D'ALLIER NATATION [1]	+0.52	4:43.11	892 pts
50 m : 30.51 (30.51)	100 m : 1:04.76 (34.25) [1:04.76]	150 m : 1:40.47 (35.71)	200 m : 2:16.84 (36.37) [1:12.08]	250 m : 2:53.52 (36.68)	300 m : 3:30.80 (37.28) [1:13.95]
10. BARRIER Luc	1996 FRA	SN LEMPDES [1]	+0.68	4:43.40	890 pts
50 m : 31.81 (31.81)	100 m : 1:06.93 (35.12) [1:06.93]	150 m : 1:42.80 (35.87)	200 m : 2:19.18 (36.38) [1:12.25]	250 m : 2:55.61 (36.43)	300 m : 3:32.52 (36.91) [1:13.34]
11. HAMONIC Hugo	1995 FRA	ASPTT AURILLAC [1]	+0.84	4:58.18	782 pts
50 m : 33.45 (33.45)	100 m : 1:10.54 (37.09) [1:10.54]	150 m : 1:48.64 (38.10)	200 m : 2:27.14 (38.50) [1:16.59]	250 m : 3:05.96 (38.82)	300 m : 3:45.00 (39.04) [1:17.86]
12. SIMONET Eric	1963 FRA	ASSS CLERMONT-FERRAND [1]	+1.05	4:58.84	778 pts
50 m : 33.37 (33.37)	100 m : 1:11.31 (37.94) [1:11.31]	150 m : 1:49.27 (37.96)	200 m : 2:27.73 (38.46) [1:16.42]	250 m : 3:06.51 (38.78)	300 m : 3:45.32 (38.81) [1:17.59]
13. DUCHEZ Tom	1995 FRA	US VIC-LE-COMTE NATATION [1]	+0.87	5:06.22	727 pts
50 m : 34.67 (34.67)	100 m : 1:12.18 (37.51) [1:12.18]	150 m : 1:51.12 (38.94)	200 m : 2:31.11 (39.99) [1:18.93]	250 m : 3:10.70 (39.59)	300 m : 3:50.67 (39.97) [1:19.56]
14. FILAIRE Alexis	1999 FRA	CO BRIOUDE NATATION [1]	+0.82	5:14.23	673 pts
50 m : 35.36 (35.36)	100 m : 1:14.40 (39.04) [1:14.40]	150 m : 1:54.37 (39.97)	200 m : 2:34.14 (39.77) [1:19.73]	250 m : 3:15.01 (40.87)	300 m : 3:55.41 (40.40) [1:21.27]
15. GONINET Valentin	1997 FRA	VICHY VAL D'ALLIER NATATION [2]	+0.88	5:17.18	654 pts
50 m : 35.69 (35.69)	100 m : 1:14.67 (38.98) [1:14.67]	150 m : 1:55.43 (40.76)	200 m : 2:35.72 (40.29) [1:21.05]	250 m : 3:16.32 (40.60)	300 m : 3:56.84 (40.52) [1:21.12]

Résultats

(Suite) Séries : 400 Nage Libre Messieurs

[J1 : Di 06/11/2011 - R2]

16. RABET Aurélien	1997 FRA MOULINS AQUAVIE [1]	+0.86	5:26.60	595 pts
50 m : 36.05 (36.05)	100 m : 1:15.78 (39.73) [1:15.78]	150 m : 1:57.18 (41.40)	200 m : 2:39.38 (42.20) [1:23.60]	
250 m : 3:21.31 (41.93)	300 m : 4:04.52 (43.21) [1:25.14]	350 m : 4:45.92 (41.40)	400 m : 5:26.60 (40.68) [1:22.08]	
17. RIBEYRE Adrien	2000 FRA CN LE PUY-EN-VELAY [1]	+0.79	5:32.67	558 pts
50 m : 34.72 (34.72)	100 m : 1:14.55 (39.83) [1:14.55]	150 m : 1:56.38 (41.83)	200 m : 2:39.62 (43.24) [1:25.07]	
250 m : 3:23.40 (43.78)	300 m : 4:06.92 (43.52) [1:27.30]	350 m : 4:51.36 (44.44)	400 m : 5:32.67 (41.31) [1:25.75]	
18. MASSARDIER Adrien	1998 FRA MONISTROL NATATION [2]	+0.85	5:35.63	541 pts
50 m : 35.13 (35.13)	100 m : 1:16.01 (40.88) [1:16.01]	150 m : 2:00.20 (44.19)	200 m : 2:43.45 (43.25) [1:27.44]	
250 m : 3:26.87 (43.42)	300 m : 4:10.70 (43.83) [1:27.25]	350 m : 4:54.28 (43.58)	400 m : 5:35.63 (41.35) [1:24.93]	
19. LEGRIS Yann	1995 FRA MONTLUÇON NATATION [2]	+0.81	6:01.62	399 pts
50 m : 35.62 (35.62)	100 m : 1:16.55 (40.93) [1:16.55]	150 m : 2:01.26 (44.71)	200 m : 2:47.62 (46.36) [1:31.07]	
250 m : 3:34.76 (47.14)	300 m : 4:23.45 (48.69) [1:35.83]	350 m : 5:13.07 (49.62)	400 m : 6:01.62 (48.55) [1:38.17]	
--- COUHERT Antoine	1994 FRA STADE CLERMONT NATATION [1]		DNS dec	
--- SAHUC Mathieu	2000 FRA DAUPHINS YSSINGEAUX [1]		DNS dec	

Séries : 1500 Nage Libre Messieurs

[J1 : Di 06/11/2011 - R1]

1. ESCALANTE Yacine	1993 FRA STADE CLERMONT NATATION [1]	+0.72	16:22.71	1176 pts
50 m : 29.12 (29.12)	100 m : 1:02.04 (32.92) [1:02.04]	150 m : 1:35.09 (33.05)	200 m : 2:08.43 (33.34) [1:06.39]	
250 m : 2:41.73 (33.30)	300 m : 3:14.75 (33.02) [1:06.31]	350 m : 3:47.47 (32.72)	400 m : 4:20.28 (32.81) [1:05.53]	
450 m : 4:54.27 (33.99)	500 m : 5:28.02 (33.75) [1:07.73]	550 m : 6:00.02 (32.00)	600 m : 6:32.93 (32.91) [1:04.91]	
650 m : 7:06.48 (33.55)	700 m : 7:40.07 (33.59) [1:07.14]	750 m : 8:13.46 (33.39)	800 m : 8:46.72 (33.26) [1:06.65]	
850 m : 9:19.77 (33.05)	900 m : 9:52.79 (33.02) [1:06.06]	950 m : 10:25.20 (32.41)	1000 m : 10:57.43 (32.23) [1:04.64]	
1050 m : 11:30.45 (33.02)	1100 m : 12:03.65 (33.20) [1:06.22]	1150 m : 12:36.12 (32.47)	1200 m : 13:09.08 (32.96) [1:05.43]	
1250 m : 13:40.92 (31.84)	1300 m : 14:13.36 (32.44) [1:04.28]	1350 m : 14:46.23 (32.87)	1400 m : 15:18.94 (32.71) [1:05.58]	
1450 m : 15:51.99 (33.05)	1500 m : 16:22.71 (30.72) [1:03.77]			
2. GWIZDZ Damien	1995 FRA CHAMALIERES-MONTFERRAND N [1]	+0.74	16:25.67	1169 pts
50 m : 29.29 (29.29)	100 m : 1:01.94 (32.65) [1:01.94]	150 m : 1:35.16 (33.22)	200 m : 2:08.21 (33.05) [1:06.27]	
250 m : 2:41.48 (33.27)	300 m : 3:14.71 (33.23) [1:06.50]	350 m : 3:47.05 (32.34)	400 m : 4:20.21 (33.16) [1:05.50]	
450 m : 4:54.19 (33.98)	500 m : 5:27.95 (33.76) [1:07.73]	550 m : 6:00.02 (31.68)	600 m : 6:32.91 (33.28) [1:04.95]	
650 m : 7:06.74 (33.83)	700 m : 7:40.20 (33.46) [1:07.29]	750 m : 8:13.30 (33.10)	800 m : 8:46.50 (33.20) [1:06.30]	
850 m : 9:19.52 (33.02)	900 m : 9:52.50 (32.98) [1:06.00]	950 m : 10:25.64 (33.14)	1000 m : 10:58.03 (32.39) [1:05.53]	
1050 m : 11:30.56 (32.53)	1100 m : 12:03.37 (32.81) [1:05.34]	1150 m : 12:35.93 (32.56)	1200 m : 13:09.22 (33.29) [1:05.84]	
1250 m : 13:41.92 (32.70)	1300 m : 14:14.96 (33.04) [1:05.73]	1350 m : 14:47.95 (32.99)	1400 m : 15:21.28 (33.33) [1:06.31]	
1450 m : 15:53.94 (32.66)	1500 m : 16:25.67 (31.73) [1:04.39]			
3. HARDY Kevin	1992 FRA MONTLUÇON NATATION [1]	+0.68	17:35.62	1024 pts
50 m : 29.47 (29.47)	100 m : 1:03.07 (33.60) [1:03.07]	150 m : 1:37.72 (34.65)	200 m : 2:12.90 (35.18) [1:09.83]	
250 m : 2:47.80 (34.90)	300 m : 3:22.71 (34.91) [1:09.81]	350 m : 3:58.04 (35.33)	400 m : 4:33.86 (35.82) [1:11.15]	
450 m : 5:09.46 (35.60)	500 m : 5:44.91 (35.45) [1:11.05]	550 m : 6:20.78 (35.87)	600 m : 6:56.63 (35.85) [1:11.72]	
650 m : 7:32.66 (36.03)	700 m : 8:08.53 (35.87) [1:11.90]	750 m : 8:44.47 (35.94)	800 m : 9:19.56 (35.09) [1:11.03]	
850 m : 9:55.24 (35.68)	900 m : 10:31.05 (35.81) [1:11.48]	950 m : 11:06.17 (35.12)	1000 m : 11:41.78 (35.61) [1:10.73]	
1050 m : 12:17.92 (36.14)	1100 m : 12:52.81 (34.89) [1:11.03]	1150 m : 13:28.35 (35.54)	1200 m : 14:03.93 (35.58) [1:11.12]	
1250 m : 14:39.55 (35.62)	1300 m : 15:15.12 (35.57) [1:11.19]	1350 m : 15:51.07 (35.95)	1400 m : 16:25.51 (34.44) [1:10.39]	
1450 m : 17:00.79 (35.28)	1500 m : 17:35.62 (34.83) [1:10.11]			
4. MATHIAS Julien	1995 FRA VICHY VAL D'ALLIER NATATION [1]	+0.77	17:47.38	1001 pts
50 m : 30.03 (30.03)	100 m : 1:03.57 (33.54) [1:03.57]	150 m : 1:38.44 (34.87)	200 m : 2:13.41 (34.97) [1:09.84]	
250 m : 2:48.65 (35.24)	300 m : 3:24.26 (35.61) [1:10.84]	350 m : 3:59.97 (35.71)	400 m : 4:35.70 (35.73) [1:11.44]	
450 m : 5:11.62 (35.92)	500 m : 5:47.66 (36.04) [1:11.95]	550 m : 6:23.39 (35.73)	600 m : 6:59.59 (36.20) [1:11.93]	
650 m : 7:35.72 (36.13)	700 m : 8:11.54 (35.82) [1:11.95]	750 m : 8:47.57 (36.03)	800 m : 9:23.25 (35.68) [1:11.70]	
850 m : 9:59.31 (36.06)	900 m : 10:35.28 (35.97) [1:12.03]	950 m : 11:11.69 (36.41)	1000 m : 11:47.70 (36.01) [1:12.42]	
1050 m : 12:23.75 (36.05)	1100 m : 12:59.96 (36.21) [1:12.26]	1150 m : 13:36.12 (36.16)	1200 m : 14:12.37 (36.25) [1:12.41]	
1250 m : 14:48.58 (36.21)	1300 m : 15:24.60 (36.02) [1:12.23]	1350 m : 16:01.14 (36.54)	1400 m : 16:37.53 (36.39) [1:12.93]	
1450 m : 17:13.16 (35.63)	1500 m : 17:47.38 (34.22) [1:09.84]			
5. GALANGO Sylvain	1973 FRA ASPTT CLERMONT-FERRAND [1]	+1.02	17:58.04	980 pts
50 m : 30.41 (30.41)	100 m : 1:03.11 (32.70) [1:03.11]	150 m : 1:36.49 (33.38)	200 m : 2:10.39 (33.90) [1:07.28]	
250 m : 2:44.63 (34.24)	300 m : 3:19.11 (34.48) [1:08.72]	350 m : 3:53.84 (34.73)	400 m : 4:28.66 (34.82) [1:09.55]	
450 m : 5:03.62 (34.96)	500 m : 5:38.57 (34.95) [1:09.91]	550 m : 6:13.63 (35.06)	600 m : 6:49.06 (35.43) [1:10.48]	
650 m : 7:24.66 (35.60)	700 m : 8:00.47 (35.81) [1:11.41]	750 m : 8:36.57 (36.10)	800 m : 9:12.74 (36.17) [1:12.27]	
850 m : 9:49.16 (36.42)	900 m : 10:25.65 (36.49) [1:12.91]	950 m : 11:02.58 (36.93)	1000 m : 11:39.44 (36.86) [1:13.79]	
1050 m : 12:16.73 (37.29)	1100 m : 12:54.16 (37.43) [1:14.72]	1150 m : 13:31.77 (37.61)	1200 m : 14:09.54 (37.77) [1:15.38]	
1250 m : 14:47.47 (37.93)	1300 m : 15:25.76 (38.29) [1:16.22]	1350 m : 16:03.75 (37.99)	1400 m : 16:42.91 (39.16) [1:17.15]	
1450 m : 17:21.52 (38.61)	1500 m : 17:58.04 (36.52) [1:15.13]			

Résultats

Séries : 100 Dos Messieurs

[J1 : Di 06/11/2011 - R1]

1. CARRAT Victor	1993	FRA	VICHY VAL D'ALLIER NATATION [1]	+0.81	59.02	1219 pts
50 m : 29.03 (29.03)	100 m : 59.02 (29.99) [59.02]					
2. SCHENKEL Jules	1995	FRA	CHAMALIERES-MONTFERRAND N [1]	+0.62	59.08	1217 pts
50 m : 29.04 (29.04)	100 m : 59.08 (30.04) [59.08]					
3. CHAUMONT Baptiste	1992	FRA	STADE CLERMONT NATATION [1]	+0.78	1:01.09	1157 pts
50 m : 30.14 (30.14)	100 m : 1:01.09 (30.95) [1:01.09]					
4. BISCHOFF Boris	1994	FRA	MONISTROL NATATION [1]	+0.73	1:01.94	1131 pts
50 m : 29.95 (29.95)	100 m : 1:01.94 (31.99) [1:01.94]					
5. METRAL Max	1992	FRA	CHAMALIERES-MONTFERRAND N [2]	+0.65	1:04.47	1058 pts
50 m : 31.94 (31.94)	100 m : 1:04.47 (32.53) [1:04.47]					
6. RIPOCHE Mathieu	1991	FRA	STADE CLERMONT NATATION [2]	+0.90	1:04.65	1053 pts
50 m : 31.63 (31.63)	100 m : 1:04.65 (33.02) [1:04.65]					
7. VACHELARD Arthur	1996	FRA	CO BRIOUDE NATATION [1]	+0.66	1:05.25	1036 pts
50 m : 31.94 (31.94)	100 m : 1:05.25 (33.31) [1:05.25]					
8. JAMEY Sébastien	1987	FRA	ASPTT CLERMONT-FERRAND [1]	+0.65	1:06.38	1005 pts
50 m : 33.27 (33.27)	100 m : 1:06.38 (33.11) [1:06.38]					
9. LAFLEURIEL Valentin	1996	FRA	MOULINS AQUAVIE [1]	+0.69	1:06.73	995 pts
50 m : 31.86 (31.86)	100 m : 1:06.73 (34.87) [1:06.73]					
10. DURIEUX Nathan	1995	FRA	ASSS CLERMONT-FERRAND [1]	+0.71	1:07.34	978 pts
50 m : 32.44 (32.44)	100 m : 1:07.34 (34.90) [1:07.34]					
11. HAMONIC Hugo	1995	FRA	ASPTT AURILLAC [1]	+0.75	1:09.30	926 pts
50 m : 33.46 (33.46)	100 m : 1:09.30 (35.84) [1:09.30]					
12. SAUVADET Antoine	1992	FRA	US VIC-LE-COMTE NATATION [1]	+0.76	1:13.82	810 pts
50 m : 36.29 (36.29)	100 m : 1:13.82 (37.53) [1:13.81]					
13. KOMMER Quentin	1998	FRA	MONTLUÇON NATATION [1]	+0.61	1:14.65	789 pts
50 m : 36.72 (36.72)	100 m : 1:14.65 (37.93) [1:14.65]					
14. REY Mathieu	1997	FRA	SN LEMPDES [1]	+0.64	1:16.30	749 pts
50 m : 36.79 (36.79)	100 m : 1:16.30 (39.51) [1:16.30]					
15. LENORMAND Benjamin	1986	FRA	CN RIOM [1]	+0.69	1:17.02	732 pts
50 m : 37.16 (37.16)	100 m : 1:17.02 (39.86) [1:17.02]					
16. DEPEYRE Maxime	1998	FRA	CN LE PUY-EN-VELAY [1]	+0.77	1:17.91	711 pts
50 m : 37.93 (37.93)	100 m : 1:17.91 (39.98) [1:17.91]					
17. DEBITON Yann	1999	FRA	MONTLUÇON NATATION [2]	+0.77	1:22.05	618 pts
50 m : 39.89 (39.89)	100 m : 1:22.05 (42.16) [1:22.05]					
18. PFENNIG Alexandre	1998	FRA	VICHY VAL D'ALLIER NATATION [2]	+0.61	1:22.64	605 pts
50 m : 39.40 (39.40)	100 m : 1:22.64 (43.24) [1:22.64]					
19. GUILLOT Antoine	1998	FRA	MONISTROL NATATION [2]	+0.77	1:26.23	531 pts
50 m : 41.17 (41.17)	100 m : 1:26.23 (45.06) [1:26.23]					
--- MARTIN Aurélien	1998	FRA	DAUPHINS YSSINGEAUX [1]		DNS dec	
--- SASSE Robin	1993	FRA	STADE CLERMONT NATATION [1]		DNS dec	

Séries : 200 Dos Messieurs

[J1 : Di 06/11/2011 - R2]

1. SCHENKEL Jules	1995	FRA	CHAMALIERES-MONTFERRAND N [1]	+0.73	2:05.51	1253 pts
50 m : 29.03 (29.03)	100 m : 1:00.46 (31.43) [1:00.46]	150 m : 1:32.96 (32.50)	200 m : 2:05.51 (32.55) [1:05.05]			
2. CHAUMONT Baptiste	1992	FRA	STADE CLERMONT NATATION [1]	+0.84	2:09.46	1193 pts
50 m : 30.60 (30.60)	100 m : 1:02.94 (32.34) [1:02.94]	150 m : 1:36.19 (33.25)	200 m : 2:09.46 (33.27) [1:06.52]			
3. PONTVIANNE Alban	1994	FRA	MONISTROL NATATION [1]	+0.79	2:17.96	1069 pts
50 m : 32.26 (32.26)	100 m : 1:06.37 (34.11) [1:06.37]	150 m : 1:41.18 (34.81)	200 m : 2:17.96 (36.78) [1:11.59]			
4. MATHIEU Geoffroy	1997	FRA	STADE CLERMONT NATATION [2]	+0.89	2:19.71	1044 pts
50 m : 33.33 (33.33)	100 m : 1:08.98 (35.65) [1:08.98]	150 m : 1:44.89 (35.91)	200 m : 2:19.71 (34.82) [1:10.73]			
5. VIALTER Florian	1994	FRA	CN RIOM [1]	+0.76	2:22.48	1005 pts
50 m : 32.86 (32.86)	100 m : 1:08.59 (35.73) [1:08.59]	150 m : 1:45.55 (36.96)	200 m : 2:22.48 (36.93) [1:13.89]			
6. RICOUL Tristan	1996	FRA	CHAMALIERES-MONTFERRAND N [2]	+0.72	2:22.75	1002 pts
50 m : 32.63 (32.63)	100 m : 1:08.26 (35.63) [1:08.26]	150 m : 1:46.00 (37.74)	200 m : 2:22.75 (36.75) [1:14.48]			
7. LAFLEURIEL Valentin	1996	FRA	MOULINS AQUAVIE [1]	+0.72	2:25.00	971 pts
50 m : 32.93 (32.93)	100 m : 1:09.29 (36.36) [1:09.29]	150 m : 1:47.12 (37.83)	200 m : 2:25.00 (37.88) [1:15.70]			
8. RANDOIN Julien	1996	FRA	VICHY VAL D'ALLIER NATATION [1]	+0.89	2:25.87	959 pts
50 m : 33.20 (33.20)	100 m : 1:10.19 (36.99) [1:10.19]	150 m : 1:48.29 (38.10)	200 m : 2:25.87 (37.58) [1:15.68]			
9. HUARD Florian	1994	FRA	MONTLUÇON NATATION [1]	+0.86	2:26.29	953 pts
50 m : 33.98 (33.98)	100 m : 1:10.46 (36.48) [1:10.45]	150 m : 1:48.52 (38.06)	200 m : 2:26.29 (37.77) [1:15.83]			

Résultats

(Suite) Séries : 200 Dos Messieurs

[J1 : Di 06/11/2011 - R2]

10. RANTIEN Nicolas	1976 FRA	ASPTT CLERMONT-FERRAND [1]	+0.83	2:26.44	951 pts
50 m : 34.23 (34.23)	100 m : 1:11.20 (36.97) [1:11.20]	150 m : 1:49.64 (38.44)	200 m : 2:26.44 (36.80) [1:15.23]		
11. MORON Luc	1994 FRA	US VIC-LE-COMTE NATATION [1]	+0.67	2:31.32	887 pts
50 m : 35.76 (35.76)	100 m : 1:14.46 (38.70) [1:14.45]	150 m : 1:53.83 (39.37)	200 m : 2:31.32 (37.49) [1:16.86]		
12. GINET Gautier	1997 FRA	CN LE PUY-EN-VELAY [1]	+0.72	2:31.61	883 pts
50 m : 35.36 (35.36)	100 m : 1:13.72 (38.36) [1:13.72]	150 m : 1:53.21 (39.49)	200 m : 2:31.61 (38.40) [1:17.89]		
13. DEBENOIT Pierre	1996 FRA	MONISTROL NATATION [2]	+0.71	2:35.21	837 pts
50 m : 35.02 (35.02)	100 m : 1:14.75 (39.73) [1:14.75]	150 m : 1:55.66 (40.91)	200 m : 2:35.21 (39.55) [1:20.45]		
14. BEN GADHA Amine	1999 FRA	VICHY VAL D'ALLIER NATATION [2]	+0.69	2:36.64	819 pts
50 m : 36.84 (36.84)	100 m : 1:16.54 (39.70) [1:16.54]	150 m : 1:57.06 (40.52)	200 m : 2:36.64 (39.58) [1:20.09]		
15. VACHELARD Victor	1998 FRA	CO BRIOUDE NATATION [1]	+0.89	2:38.49	796 pts
50 m : 38.00 (38.00)	100 m : 1:18.01 (40.01) [1:18.01]	150 m : 1:59.09 (41.08)	200 m : 2:38.49 (39.40) [1:20.48]		
16. BASTARD Kevin	1996 FRA	ASPTT AURILLAC [1]	+0.86	2:38.83	792 pts
50 m : 35.71 (35.71)	100 m : 1:15.78 (40.07) [1:15.78]	150 m : 1:57.40 (41.62)	200 m : 2:38.83 (41.43) [1:23.05]		
17. TABARANT Bastien	1987 FRA	SN LEMPDES [1]	+0.79	2:39.89	779 pts
50 m : 37.56 (37.56)	100 m : 1:18.42 (40.86) [1:18.42]	150 m : 1:59.64 (41.22)	200 m : 2:39.89 (40.25) [1:21.47]		
18. BOURLET Pierre	1989 FRA	ASSS CLERMONT-FERRAND [1]	+0.69	3:03.26	521 pts
50 m : 42.10 (42.10)	100 m : 1:27.86 (45.76) [1:27.86]	150 m : 2:16.47 (48.61)	200 m : 3:03.26 (46.79) [1:35.40]		
--- GOMES Damien	1999 FRA	MONTLUÇON NATATION [2]		DSQ Ni	
--- DALLE Nicolas	1983 FRA	ASSS CLERMONT-FERRAND [1]		DNS dec	
--- JOUVENCEAU Yohan	1996 FRA	DAUPHINS YSSINGEAUX [1]		DNS dec	

Séries : 100 Brasse Messieurs

[J1 : Di 06/11/2011 - R1]

1. LOTH Matthias	1994 FRA	VICHY VAL D'ALLIER NATATION [1]	+0.71	1:06.13	1195 pts
50 m : 30.76 (30.76)	100 m : 1:06.13 (35.37) [1:06.13]				
2. BELLEROPHON Jérôme	1978 FRA	CHAMALIERES-MONTFERRAND N [1]	+0.86	1:06.47	1185 pts
50 m : 31.38 (31.38)	100 m : 1:06.47 (35.09) [1:06.47]				
3. SELIN Johan	1990 FRA	STADE CLERMONT NATATION [1]	+0.75	1:06.72	1178 pts
50 m : 31.16 (31.16)	100 m : 1:06.72 (35.56) [1:06.72]				
4. SOUCHON Mathieu	1994 FRA	MONISTROL NATATION [1]	+0.67	1:07.34	1161 pts
50 m : 31.51 (31.51)	100 m : 1:07.34 (35.83) [1:07.34]				
5. VISSAC Sylvain	1996 FRA	STADE CLERMONT NATATION [2]	+0.76	1:09.27	1110 pts
50 m : 32.98 (32.98)	100 m : 1:09.27 (36.29) [1:09.27]				
6. BIZET Sébastien	1984 FRA	CO BRIOUDE NATATION [1]	+0.84	1:11.89	1041 pts
50 m : 33.90 (33.90)	100 m : 1:11.89 (37.99) [1:11.89]				
7. JEROME Thomas	1993 FRA	CHAMALIERES-MONTFERRAND N [2]	+0.69	1:12.23	1033 pts
50 m : 33.68 (33.68)	100 m : 1:12.23 (38.55) [1:12.23]				
8. BONY Anthony	1994 FRA	CN RIOM [1]	+0.76	1:12.41	1028 pts
50 m : 33.39 (33.39)	100 m : 1:12.41 (39.02) [1:12.41]				
9. CHATEAU Brice	1986 FRA	SN LEMPDES [1]	+0.77	1:16.23	933 pts
50 m : 34.70 (34.70)	100 m : 1:16.23 (41.53) [1:16.23]				
10. VEDRENNE Vincent	1992 FRA	ASPTT AURILLAC [1]	+0.88	1:16.96	915 pts
50 m : 35.67 (35.67)	100 m : 1:16.96 (41.29) [1:16.95]				
11. PEULSON Jean-Pierre	1969 FRA	ASPTT CLERMONT-FERRAND [1]	+0.78	1:17.16	910 pts
50 m : 36.38 (36.38)	100 m : 1:17.16 (40.78) [1:17.16]				
12. GIMBERT Kevin	1993 FRA	CN LE PUY-EN-VELAY [1]	+0.65	1:17.46	903 pts
50 m : 35.48 (35.48)	100 m : 1:17.46 (41.98) [1:17.45]				
12. STAMM Rodrigue	1995 FRA	MOULINS AQUAVIE [1]	+0.83	1:17.46	903 pts
50 m : 37.13 (37.13)	100 m : 1:17.46 (40.33) [1:17.45]				
14. ROBERT Marc	1968 FRA	ASSS CLERMONT-FERRAND [1]	+0.92	1:21.32	813 pts
50 m : 38.52 (38.52)	100 m : 1:21.32 (42.80) [1:21.31]				
15. CHOMETAT Vivien	1991 FRA	VICHY VAL D'ALLIER NATATION [2]	+0.94	1:21.44	811 pts
50 m : 37.75 (37.75)	100 m : 1:21.44 (43.69) [1:21.44]				
16. LALLOZ Jules	1997 FRA	US VIC-LE-COMTE NATATION [1]	+0.82	1:21.69	805 pts
50 m : 37.77 (37.77)	100 m : 1:21.69 (43.92) [1:21.69]				
17. TEYSSOT Maxime	1990 FRA	MONISTROL NATATION [2]	+0.95	1:21.94	799 pts
50 m : 38.14 (38.14)	100 m : 1:21.94 (43.80) [1:21.94]				
18. BINET Quentin	1997 FRA	MONTLUÇON NATATION [1]	+0.81	1:21.96	799 pts
50 m : 37.65 (37.65)	100 m : 1:21.96 (44.31) [1:21.96]				

Résultats

(Suite) Séries : 100 Brasse Messieurs

[J1 : Di 06/11/2011 - R1]

19. PAILLOUX Mathieu	1997	FRA	MONTLUÇON NATATION [2]	+0.67	1:28.39	661 pts
50 m : 41.49 (41.49)	100 m : 1:28.39 (46.90)	[1:28.39]				
--- JOURDET Antoine	1996	FRA	STADE CLERMONT NATATION [2]		DNS dec	
--- SIMON Amaury	1996	FRA	DAUPHINS YSSINGEAUX [1]		DNS dec	

Séries : 200 Brasse Messieurs

[J1 : Di 06/11/2011 - R2]

1. SELIN Johan	1990	FRA	STADE CLERMONT NATATION [1]	+0.78	2:23.59	1173 pts
50 m : 32.04 (32.04)	100 m : 1:08.48 (36.44)	[1:08.48]	150 m : 1:46.11 (37.63)	200 m : 2:23.59 (37.48)	[1:15.11]	
2. TAILLANDIER Maxime	1994	FRA	CHAMALIERES-MONTFERRAND N [1]	+0.84	2:30.98	1074 pts
50 m : 34.18 (34.18)	100 m : 1:12.24 (38.06)	[1:12.23]	150 m : 1:51.80 (39.56)	200 m : 2:30.98 (39.18)	[1:18.73]	
3. DAUPHINOT Andy	1989	FRA	CN RIOM [1]	+0.75	2:32.78	1051 pts
50 m : 34.02 (34.02)	100 m : 1:13.71 (39.69)	[1:13.70]	150 m : 1:53.42 (39.71)	200 m : 2:32.78 (39.36)	[1:19.06]	
4. LAGER Joseph	1997	FRA	MONISTROL NATATION [1]	+0.80	2:33.11	1047 pts
50 m : 33.90 (33.90)	100 m : 1:13.53 (39.63)	[1:13.53]	150 m : 1:53.51 (39.98)	200 m : 2:33.11 (39.60)	[1:19.58]	
5. JOURDET Antoine	1996	FRA	STADE CLERMONT NATATION [2]	+0.70	2:41.03	948 pts
50 m : 36.65 (36.65)	100 m : 1:17.53 (40.88)	[1:17.53]	150 m : 2:00.02 (42.49)	200 m : 2:41.03 (41.01)	[1:23.50]	
6. MAQUAIRE Grégory	1982	FRA	VICHY VAL D'ALLIER NATATION [1]	+0.87	2:42.52	929 pts
50 m : 36.68 (36.68)	100 m : 1:17.94 (41.26)	[1:17.94]	150 m : 1:59.98 (42.04)	200 m : 2:42.52 (42.54)	[1:24.58]	
7. BENOIT Valentin	1997	FRA	ASPTT CLERMONT-FERRAND [1]	+0.73	2:45.33	896 pts
50 m : 37.18 (37.18)	100 m : 1:19.37 (42.19)	[1:19.37]	150 m : 2:01.80 (42.43)	200 m : 2:45.33 (43.53)	[1:25.96]	
8. CHATEAU Brice	1986	FRA	SN LEMPDES [1]	+0.82	2:47.08	875 pts
50 m : 35.81 (35.81)	100 m : 1:17.81 (42.00)	[1:17.81]	150 m : 2:02.51 (44.70)	200 m : 2:47.08 (44.57)	[1:29.27]	
9. HARDY Kevin	1992	FRA	MONTLUÇON NATATION [1]	+0.70	2:48.86	854 pts
50 m : 36.08 (36.08)	100 m : 1:18.70 (42.62)	[1:18.70]	150 m : 2:03.96 (45.26)	200 m : 2:48.86 (44.90)	[1:30.16]	
10. THIRIOT Alexandre	1991	FRA	CHAMALIERES-MONTFERRAND N [2]	---	2:50.91	831 pts
50 m : 36.81 (36.81)	100 m : 1:19.38 (42.57)	[1:19.38]	150 m : 2:04.55 (45.17)	200 m : 2:50.91 (46.36)	[1:31.53]	
11. STAMM Rodrigue	1995	FRA	MOULINS AQUAVIE [1]	+0.82	2:52.92	808 pts
50 m : 38.04 (38.04)	100 m : 1:21.85 (43.81)	[1:21.84]	150 m : 2:07.42 (45.57)	200 m : 2:52.92 (45.50)	[1:31.07]	
12. ESCURE Thomas	1989	FRA	ASPTT AURILLAC [1]	+0.79	2:55.79	776 pts
50 m : 38.07 (38.07)	100 m : 1:21.64 (43.57)	[1:21.64]	150 m : 2:07.93 (46.29)	200 m : 2:55.79 (47.86)	[1:34.15]	
13. CASALI Corentin	1997	FRA	CN LE PUY-EN-VELAY [1]	+0.88	2:56.18	771 pts
50 m : 39.86 (39.86)	100 m : 1:24.43 (44.57)	[1:24.43]	150 m : 2:11.12 (46.69)	200 m : 2:56.18 (45.06)	[1:31.75]	
14. REYMOND Yann	1996	FRA	MONISTROL NATATION [2]	+0.80	3:00.35	726 pts
50 m : 41.22 (41.22)	100 m : 1:27.46 (46.24)	[1:27.46]	150 m : 2:14.41 (46.95)	200 m : 3:00.35 (45.94)	[1:32.89]	
15. DEBARD Valentin	1995	FRA	US VIC-LE-COMTE NATATION [1]	+0.73	3:00.86	721 pts
50 m : 36.85 (36.85)	100 m : 1:22.98 (46.13)	[1:22.98]	150 m : 2:13.50 (50.52)	200 m : 3:00.86 (47.36)	[1:37.88]	
16. AUPETIT Marien	1994	FRA	MONTLUÇON NATATION [2]	+0.85	3:03.31	695 pts
50 m : 39.85 (39.85)	100 m : 1:26.44 (46.59)	[1:26.44]	150 m : 2:15.27 (48.83)	200 m : 3:03.31 (48.04)	[1:36.87]	
17. ROBERT Marc	1968	FRA	ASSS CLERMONT-FERRAND [1]	+0.92	3:04.01	687 pts
50 m : 40.40 (40.40)	100 m : 1:26.82 (46.42)	[1:26.82]	150 m : 2:15.84 (49.02)	200 m : 3:04.01 (48.17)	[1:37.19]	
18. PIRON Alexandre	1999	FRA	VICHY VAL D'ALLIER NATATION [2]	+0.85	3:17.03	558 pts
50 m : 43.90 (43.90)	100 m : 1:34.51 (50.61)	[1:34.51]	150 m : 2:25.85 (51.34)	200 m : 3:17.03 (51.18)	[1:42.52]	
19. BARDY Théo	1999	FRA	CO BRIOUDE NATATION [1]	+0.45	3:18.40	546 pts
50 m : 45.97 (45.97)	100 m : 1:37.35 (51.38)	[1:37.35]	150 m : 2:28.75 (51.40)	200 m : 3:18.40 (49.65)	[1:41.05]	
--- PERBET Louis	1996	FRA	DAUPHINS YSSINGEAUX [1]		DNS dec	
--- VISSAC Sylvain	1996	FRA	STADE CLERMONT NATATION [2]		DNS dec	

Séries : 100 Papillon Messieurs

[J1 : Di 06/11/2011 - R1]

1. DANIEL Jean	1993	FRA	STADE CLERMONT NATATION [1]	+0.68	58.52	1168 pts
50 m : 27.26 (27.26)	100 m : 58.52 (31.26)	[58.52]				
2. CATHONNET Florent	1989	FRA	CHAMALIERES-MONTFERRAND N [1]	+0.78	1:01.58	1079 pts
50 m : 27.02 (27.02)	100 m : 1:01.58 (34.56)	[1:01.58]				
3. DAMBRUN Xavier	1991	FRA	VICHY VAL D'ALLIER NATATION [1]	+0.75	1:02.32	1058 pts
50 m : 28.80 (28.80)	100 m : 1:02.32 (33.52)	[1:02.32]				
4. GIBERT Guillaume	1992	FRA	CHAMALIERES-MONTFERRAND N [2]	+0.76	1:03.29	1031 pts
50 m : 28.99 (28.99)	100 m : 1:03.29 (34.30)	[1:03.29]				
5. BARTHELEMY Vincent	1996	FRA	STADE CLERMONT NATATION [2]	+0.84	1:03.47	1026 pts
50 m : 30.27 (30.27)	100 m : 1:03.47 (33.20)	[1:03.47]				

Résultats

(Suite) Séries : 100 Papillon Messieurs

[J1 : Di 06/11/2011 - R1]

6. VIERS Alexandre	1988 FRA	ASPTT AURILLAC [1]	+0.88	1:03.75	1018 pts
50 m : 29.59 (29.59)	100 m : 1:03.75 (34.16) [1:03.75]				
7. BLEHAUT Jean-Baptiste	1982 FRA	CN RIOM [1]	+0.85	1:05.33	974 pts
50 m : 30.24 (30.24)	100 m : 1:05.33 (35.09) [1:05.33]				
8. PICAUD Matthieu	1995 FRA	MONTLUÇON NATATION [1]	+0.73	1:05.52	969 pts
50 m : 29.75 (29.75)	100 m : 1:05.52 (35.77) [1:05.52]				
9. PEPE Pierre-Emmanuel	1978 FRA	VICHY VAL D'ALLIER NATATION [2]	+0.83	1:07.24	923 pts
50 m : 31.10 (31.10)	100 m : 1:07.24 (36.14) [1:07.23]				
10. MARTIN Lucas	1990 FRA	MONISTROL NATATION [1]	+0.84	1:07.72	911 pts
50 m : 31.12 (31.12)	100 m : 1:07.72 (36.60) [1:07.72]				
11. MORON Luc	1994 FRA	US VIC-LE-COMTE NATATION [1]	+0.82	1:07.77	909 pts
50 m : 31.49 (31.49)	100 m : 1:07.77 (36.28) [1:07.77]				
12. DI LIBERTO Edouard	1989 FRA	ASPTT CLERMONT-FERRAND [1]	+0.81	1:08.82	882 pts
50 m : 31.27 (31.27)	100 m : 1:08.82 (37.55) [1:08.81]				
13. LAGER Jean	1991 FRA	MONISTROL NATATION [2]	+0.72	1:08.98	878 pts
50 m : 30.82 (30.82)	100 m : 1:08.98 (38.16) [1:08.98]				
14. BAGUET Charles	1998 FRA	CO BRIOUDE NATATION [1]	+0.68	1:10.33	843 pts
50 m : 32.67 (32.67)	100 m : 1:10.33 (37.66) [1:10.33]				
15. FOLL Gildas	1976 FRA	ASSS CLERMONT-FERRAND [1]	+0.82	1:13.26	771 pts
50 m : 33.03 (33.03)	100 m : 1:13.26 (40.23) [1:13.26]				
16. TAUSSAT Jérémie	1995 FRA	SN LEMPDES [1]	+0.69	1:13.91	755 pts
50 m : 33.07 (33.07)	100 m : 1:13.91 (40.84) [1:13.91]				
17. MARCHAL Samson	1992 FRA	MOULINS AQUAVIE [1]	+0.89	1:15.67	714 pts
50 m : 34.28 (34.28)	100 m : 1:15.67 (41.39) [1:15.67]				
18. CASALI Corentin	1997 FRA	CN LE PUY-EN-VELAY [1]	+0.82	1:17.59	670 pts
50 m : 35.03 (35.03)	100 m : 1:17.59 (42.56) [1:17.59]				
--- RIVIERE Axel	2000 FRA	MONTLUÇON NATATION [2]		DSQ Vi	
--- JOUVENCEAU Yohan	1996 FRA	DAUPHINS YSSINGEAUX [1]		DNS dec	
--- PONTVIANNE Pierre-Jean	1965 FRA	MONISTROL NATATION [2]		DNS dec	

Séries : 200 Papillon Messieurs

[J1 : Di 06/11/2011 - R2]

1. JEAN DIT GAUTIER Marc	1994 FRA	CHAMALIERES-MONTFERRAND N [1]	+0.85	2:11.26	1143 pts
50 m : 28.88 (28.88)	100 m : 1:03.07 (34.19) [1:03.07]	150 m : 1:37.35 (34.28)	200 m : 2:11.26 (33.91) [1:08.19]		
2. GALANGO Sylvain	1973 FRA	ASPTT CLERMONT-FERRAND [1]	+0.77	2:13.24	1113 pts
50 m : 30.37 (30.37)	100 m : 1:04.50 (34.13) [1:04.50]	150 m : 1:38.73 (34.23)	200 m : 2:13.24 (34.51) [1:08.73]		
3. VERWEIRDE Théo	1993 FRA	STADE CLERMONT NATATION [1]	+0.70	2:13.57	1109 pts
50 m : 28.90 (28.90)	100 m : 1:03.42 (34.52) [1:03.42]	150 m : 1:38.58 (35.16)	200 m : 2:13.57 (34.99) [1:10.15]		
4. BARTHELEMY Vincent	1996 FRA	STADE CLERMONT NATATION [2]	+0.85	2:17.95	1045 pts
50 m : 30.95 (30.95)	100 m : 1:06.32 (35.37) [1:06.31]	150 m : 1:42.13 (35.81)	200 m : 2:17.95 (35.82) [1:11.63]		
5. NOEL Alexandre	1993 FRA	VICHY VAL D'ALLIER NATATION [1]	+0.77	2:22.73	978 pts
50 m : 31.10 (31.10)	100 m : 1:07.01 (35.91) [1:07.01]	150 m : 1:43.56 (36.55)	200 m : 2:22.73 (39.17) [1:15.72]		
6. VACHELARD Arthur	1996 FRA	CO BRIOUDE NATATION [1]	+0.78	2:23.71	964 pts
50 m : 30.61 (30.61)	100 m : 1:07.03 (36.42) [1:07.03]	150 m : 1:45.54 (38.51)	200 m : 2:23.71 (38.17) [1:16.68]		
7. GALLET Olivier	1966 FRA	CHAMALIERES-MONTFERRAND N [2]	+0.79	2:26.95	920 pts
50 m : 32.68 (32.68)	100 m : 1:09.51 (36.83) [1:09.51]	150 m : 1:47.49 (37.98)	200 m : 2:26.95 (39.46) [1:17.44]		
8. REGERAT Alexis	1993 FRA	MONTLUÇON NATATION [1]	+0.63	2:31.56	859 pts
50 m : 31.61 (31.61)	100 m : 1:07.57 (35.96) [1:07.56]	150 m : 1:46.03 (38.46)	200 m : 2:31.56 (45.53) [1:23.99]		
9. FONTANEY Sacha	1991 FRA	SN LEMPDES [1]	+0.81	2:34.61	820 pts
50 m : 30.95 (30.95)	100 m : 1:08.88 (37.93) [1:08.88]	150 m : 1:50.69 (41.81)	200 m : 2:34.61 (43.92) [1:25.73]		
10. LAROCHE Jordan	1996 FRA	MONISTROL NATATION [1]	+0.74	2:39.92	754 pts
50 m : 32.66 (32.66)	100 m : 1:13.20 (40.54) [1:13.20]	150 m : 1:56.69 (43.49)	200 m : 2:39.92 (43.23) [1:26.72]		
11. BARRY Alexandre	1996 FRA	CN LE PUY-EN-VELAY [1]	+0.83	2:40.00	753 pts
50 m : 33.11 (33.11)	100 m : 1:13.76 (40.65) [1:13.76]	150 m : 1:57.64 (43.88)	200 m : 2:40.00 (42.36) [1:26.24]		
12. CROS Pascal	1994 FRA	CN RIOM [1]	+0.71	2:46.57	676 pts
50 m : 33.25 (33.25)	100 m : 1:15.10 (41.85) [1:15.09]	150 m : 2:00.56 (45.46)	200 m : 2:46.57 (46.01) [1:31.47]		
13. MERLE Nicolas	1996 FRA	MONISTROL NATATION [2]	+0.91	2:47.79	662 pts
50 m : 33.20 (33.20)	100 m : 1:13.53 (40.33) [1:13.53]	150 m : 1:58.20 (44.67)	200 m : 2:47.79 (49.59) [1:34.26]		
14. MARCHAL Samson	1992 FRA	MOULINS AQUAVIE [1]	+0.97	2:55.46	577 pts
50 m : 38.51 (38.51)	100 m : 1:23.43 (44.92) [1:23.43]	150 m : 2:10.83 (47.40)	200 m : 2:55.46 (44.63) [1:32.03]		

Résultats

(Suite) Séries : 200 Papillon Messieurs

[J1 : Di 06/11/2011 - R2]

15. DA RE Axel	1995	FRA	VICHY VAL D'ALLIER NATATION [2]	+0.72	2:56.95	561 pts
50 m : 36.01 (36.01)	100 m : 1:18.94 (42.93) [1:18.94]	150 m : 2:05.61 (46.67)	200 m : 2:56.95 (51.34) [1:38.01]			
16. SCHMUTZ Victor	1995	FRA	ASPTT AURILLAC [1]	+0.79	2:58.28	548 pts
50 m : 36.94 (36.94)	100 m : 1:21.41 (44.47) [1:21.41]	150 m : 2:09.57 (48.16)	200 m : 2:58.28 (48.71) [1:36.87]			
17. PADULA Morgan	1992	FRA	US VIC-LE-COMTE NATATION [1]	+0.90	3:15.12	387 pts
50 m : 41.90 (41.90)	100 m : 1:33.43 (51.53) [1:33.43]	150 m : 2:25.87 (52.44)	200 m : 3:15.12 (49.25) [1:41.69]			
18. PAILLOUX Mathieu	1997	FRA	MONTLUÇON NATATION [2]	+0.71	3:21.41	334 pts
50 m : 42.26 (42.26)	100 m : 1:35.47 (53.21) [1:35.47]	150 m : 2:30.94 (55.47)	200 m : 3:21.41 (50.47) [1:45.94]			
--- FOLL Gildas	1976	FRA	ASSS CLERMONT-FERRAND [1]		DSQ Vi	
--- ESPEJO Rémi	1996	FRA	DAUPHINS YSSINGEAUX [1]		DNS dec	
--- PICAUD Matthieu	1995	FRA	MONTLUÇON NATATION [1]		DNS dec	

Séries : 200 4 Nages Messieurs

[J1 : Di 06/11/2011 - R1]

1. SASSE Robin	1993	FRA	STADE CLERMONT NATATION [1]	+0.77	2:07.03	1251 pts
50 m : 27.08 (27.08)	100 m : 59.34 (32.26) [59.34]	150 m : 1:36.70 (37.36)	200 m : 2:07.03 (30.33) [1:07.69]			
2. CHANAL Nicholas	1992	FRA	CHAMALIERES-MONTFERRAND N [1]	+0.69	2:11.77	1175 pts
50 m : 29.02 (29.02)	100 m : 1:02.98 (33.96) [1:02.98]	150 m : 1:40.69 (37.71)	200 m : 2:11.77 (31.08) [1:08.79]			
3. LOTH Matthias	1994	FRA	VICHY VAL D'ALLIER NATATION [1]	+0.71	2:16.16	1108 pts
50 m : 29.46 (29.46)	100 m : 1:04.13 (34.67) [1:04.13]	150 m : 1:43.53 (39.40)	200 m : 2:16.16 (32.63) [1:12.03]			
4. PIROUX MOUNIER Simon	1989	FRA	MONISTROL NATATION [1]	+0.77	2:21.30	1031 pts
50 m : 29.66 (29.66)	100 m : 1:05.98 (36.32) [1:05.98]	150 m : 1:48.26 (42.28)	200 m : 2:21.30 (33.04) [1:15.31]			
5. VALY Théo	1996	FRA	STADE CLERMONT NATATION [2]	+0.72	2:22.14	1019 pts
50 m : 30.22 (30.22)	100 m : 1:07.87 (37.65) [1:07.87]	150 m : 1:49.80 (41.93)	200 m : 2:22.14 (32.34) [1:14.27]			
6. DAUPHINOT Andy	1989	FRA	CN RIOM [1]	+0.71	2:23.83	994 pts
50 m : 30.21 (30.21)	100 m : 1:08.53 (38.32) [1:08.53]	150 m : 1:47.64 (39.11)	200 m : 2:23.83 (36.19) [1:15.30]			
7. QUENEC'H DU Ronan	1996	FRA	MONTLUÇON NATATION [1]	+0.84	2:28.98	921 pts
50 m : 31.83 (31.83)	100 m : 1:10.18 (38.35) [1:10.18]	150 m : 1:56.93 (46.75)	200 m : 2:28.98 (32.05) [1:18.80]			
8. FONTANEY Sacha	1991	FRA	SN LEMPDES [1]	+0.76	2:29.33	917 pts
50 m : 29.68 (29.68)	100 m : 1:06.00 (36.32) [1:06.00]	150 m : 1:52.27 (46.27)	200 m : 2:29.33 (37.06) [1:23.33]			
9. RICOUL Tristan	1996	FRA	CHAMALIERES-MONTFERRAND N [2]	+0.78	2:30.35	903 pts
50 m : 31.58 (31.58)	100 m : 1:07.95 (36.37) [1:07.95]	150 m : 1:55.00 (47.05)	200 m : 2:30.35 (35.35) [1:22.40]			
10. DURIEUX Nathan	1995	FRA	ASSS CLERMONT-FERRAND [1]	+0.78	2:34.27	850 pts
50 m : 34.00 (34.00)	100 m : 1:11.13 (37.13) [1:11.13]	150 m : 1:56.62 (45.49)	200 m : 2:34.27 (37.65) [1:23.14]			
11. ESCURE Philippe	1994	FRA	ASPTT AURILLAC [1]	+0.80	2:35.91	828 pts
50 m : 33.73 (33.73)	100 m : 1:14.01 (40.28) [1:14.01]	150 m : 2:00.65 (46.64)	200 m : 2:35.91 (35.26) [1:21.90]			
12. DUCROT Lionel	1982	FRA	ASPTT CLERMONT-FERRAND [1]	+0.85	2:37.09	813 pts
50 m : 33.65 (33.65)	100 m : 1:15.25 (41.60) [1:15.25]	150 m : 2:00.85 (45.60)	200 m : 2:37.09 (36.24) [1:21.84]			
13. BESSEYRE Hugo	1996	FRA	CN LE PUY-EN-VELAY [1]	+0.73	2:38.00	801 pts
50 m : 33.37 (33.37)	100 m : 1:14.42 (41.05) [1:14.42]	150 m : 2:00.46 (46.04)	200 m : 2:38.00 (37.54) [1:23.58]			
14. GAUME Romain	1994	FRA	US VIC-LE-COMTE NATATION [1]	+0.83	2:40.40	770 pts
50 m : 33.29 (33.29)	100 m : 1:16.93 (43.64) [1:16.93]	150 m : 2:03.52 (46.59)	200 m : 2:40.40 (36.88) [1:23.47]			
15. REYMOND Yann	1996	FRA	MONISTROL NATATION [2]	+0.78	2:41.17	760 pts
50 m : 34.59 (34.59)	100 m : 1:15.87 (41.28) [1:15.87]	150 m : 2:03.43 (47.56)	200 m : 2:41.17 (37.74) [1:25.30]			
16. BEGOUIN Arnaud	1986	FRA	VICHY VAL D'ALLIER NATATION [2]	+0.86	2:42.77	740 pts
50 m : 33.47 (33.47)	100 m : 1:15.83 (42.36) [1:15.83]	150 m : 2:04.15 (48.32)	200 m : 2:42.77 (38.62) [1:26.94]			
17. PASCAL Xavier	1999	FRA	MONTLUÇON NATATION [2]	+0.83	3:01.89	522 pts
50 m : 42.37 (42.37)	100 m : 1:28.35 (45.98) [1:28.35]	150 m : 2:20.52 (52.17)	200 m : 3:01.89 (41.37) [1:33.54]			
18. BATTIER Remi	1999	FRA	CO BRIOUDE NATATION [1]	+1.03	3:10.85	433 pts
50 m : 44.10 (44.10)	100 m : 1:32.81 (48.71) [1:32.81]	150 m : 2:30.37 (57.56)	200 m : 3:10.85 (40.48) [1:38.04]			
19. BELHADJ Iliès	2000	FRA	MOULINS AQUAVIE [1]	+0.83	3:21.47	338 pts
50 m : 47.75 (47.75)	100 m : 1:36.20 (48.45) [1:36.20]	150 m : 2:38.74 (1:02.54)	200 m : 3:21.47 (42.73) [1:45.27]			
--- FARGIER Flavien	1995	FRA	DAUPHINS YSSINGEAUX [1]		DNS dec	

Séries : 400 4 Nages Messieurs

[J1 : Di 06/11/2011 - R2]

1. GWIZDZ Damien	1995	FRA	CHAMALIERES-MONTFERRAND N [1]	+0.80	4:30.76	1231 pts
50 m : 29.07 (29.07)	100 m : 1:02.21 (33.14) [1:02.21]	150 m : 1:36.57 (34.36)	200 m : 2:10.64 (34.07) [1:08.43]			
250 m : 2:49.21 (38.57)	300 m : 3:28.10 (38.89) [1:17.45]	350 m : 3:59.80 (31.70)	400 m : 4:30.76 (30.96) [1:02.66]			

Résultats

(Suite) Séries : 400 4 Nages Messieurs

[J1 : Di 06/11/2011 - R2]

2. DANIEL Jean	1993 FRA STADE CLERMONT NATATION [1]	+0.68	4:40.01	1158 pts
50 m : 28.24 (28.24)	100 m : 1:01.61 (33.37) [1:01.61]		150 m : 1:36.33 (34.72)	200 m : 2:10.52 (34.19) [1:08.91]
250 m : 2:52.59 (42.07)	300 m : 3:35.18 (42.59) [1:24.66]		350 m : 4:08.00 (32.82)	400 m : 4:40.01 (32.01) [1:04.83]
3. DAMBRUN Xavier	1991 FRA VICHY VAL D'ALLIER NATATION [1]	+0.77	4:53.92	1053 pts
50 m : 29.92 (29.92)	100 m : 1:05.25 (35.33) [1:05.25]		150 m : 1:41.94 (36.69)	200 m : 2:18.05 (36.11) [1:12.80]
250 m : 3:02.15 (44.10)	300 m : 3:46.56 (44.41) [1:28.51]		350 m : 4:21.23 (34.67)	400 m : 4:53.92 (32.69) [1:07.36]
4. VALY Théo	1996 FRA STADE CLERMONT NATATION [2]	+0.77	4:57.98	1024 pts
50 m : 31.54 (31.54)	100 m : 1:07.84 (36.30) [1:07.84]		150 m : 1:46.77 (38.93)	200 m : 2:24.65 (37.88) [1:16.81]
250 m : 3:07.98 (43.33)	300 m : 3:51.52 (43.54) [1:26.87]		350 m : 4:25.44 (33.92)	400 m : 4:57.98 (32.54) [1:06.45]
5. GAILLARD Pierre	1994 FRA MONISTROL NATATION [1]	+0.81	5:02.75	989 pts
50 m : 30.85 (30.85)	100 m : 1:07.47 (36.62) [1:07.47]		150 m : 1:44.96 (37.49)	200 m : 2:22.84 (37.88) [1:15.37]
250 m : 3:07.50 (44.66)	300 m : 3:53.81 (46.31) [1:30.97]		350 m : 4:29.30 (35.49)	400 m : 5:02.75 (33.45) [1:08.94]
6. CHARRADE Théo	1998 FRA CHAMALIERES-MONTFERRAND N [2]	+0.74	5:07.76	954 pts
50 m : 33.21 (33.21)	100 m : 1:12.79 (39.58) [1:12.79]		150 m : 1:52.66 (39.87)	200 m : 2:30.63 (37.97) [1:17.84]
250 m : 3:12.13 (41.50)	300 m : 3:54.99 (42.86) [1:24.36]		350 m : 4:32.48 (37.49)	400 m : 5:07.76 (35.28) [1:12.77]
7. BRUSTEL Theo	1996 FRA MONISTROL NATATION [2]	+0.75	5:24.87	838 pts
50 m : 34.19 (34.19)	100 m : 1:15.73 (41.54) [1:15.73]		150 m : 1:56.77 (41.04)	200 m : 2:37.81 (41.04) [1:22.08]
250 m : 3:23.96 (46.15)	300 m : 4:10.73 (46.77) [1:32.92]		350 m : 4:48.86 (38.13)	400 m : 5:24.87 (36.01) [1:14.14]
8. MAHALLI Rachid	1996 FRA ASPTT CLERMONT-FERRAND [1]	+0.63	5:26.90	824 pts
50 m : 33.19 (33.19)	100 m : 1:13.23 (40.04) [1:13.23]		150 m : 1:56.17 (42.94)	200 m : 2:37.15 (40.98) [1:23.92]
250 m : 3:23.82 (46.67)	300 m : 4:12.34 (48.52) [1:35.19]		350 m : 4:50.74 (38.40)	400 m : 5:26.90 (36.16) [1:14.56]
9. BEN GADHA Amine	1999 FRA VICHY VAL D'ALLIER NATATION [2]	+0.72	5:28.77	812 pts
50 m : 34.57 (34.57)	100 m : 1:14.98 (40.41) [1:14.98]		150 m : 1:57.89 (42.91)	200 m : 2:38.85 (40.96) [1:23.87]
250 m : 3:26.41 (47.56)	300 m : 4:14.78 (48.37) [1:35.93]		350 m : 4:52.41 (37.63)	400 m : 5:28.77 (36.36) [1:13.98]
10. MOUCHARD Vladimir	1997 FRA US VIC-LE-COMTE NATATION [1]	+0.88	5:30.24	803 pts
50 m : 33.98 (33.98)	100 m : 1:14.53 (40.55) [1:14.53]		150 m : 1:59.85 (45.32)	200 m : 2:42.14 (42.29) [1:27.61]
250 m : 3:28.27 (46.13)	300 m : 4:15.65 (47.38) [1:33.51]		350 m : 4:53.62 (37.97)	400 m : 5:30.24 (36.62) [1:14.59]
11. PICAUD Matthieu	1995 FRA MONTLUÇON NATATION [1]	+0.75	5:31.43	795 pts
50 m : 31.90 (31.90)	100 m : 1:11.40 (39.50) [1:11.40]		150 m : 1:55.37 (43.97)	200 m : 2:38.86 (43.49) [1:27.46]
250 m : 3:27.81 (48.95)	300 m : 4:17.40 (49.59) [1:38.54]		350 m : 4:54.64 (37.24)	400 m : 5:31.43 (36.79) [1:14.03]
12. GINET Gautier	1997 FRA CN LE PUY-EN-VELAY [1]	+0.99	5:32.00	792 pts
50 m : 37.04 (37.04)	100 m : 1:19.70 (42.66) [1:19.70]		150 m : 2:00.53 (40.83)	200 m : 2:40.26 (39.73) [1:20.56]
250 m : 3:29.70 (49.44)	300 m : 4:17.73 (48.03) [1:37.47]		350 m : 4:56.37 (38.64)	400 m : 5:32.00 (35.63) [1:14.27]
13. AURICHE Antoine	1994 FRA SN LEMPDES [1]	+0.70	5:35.87	767 pts
50 m : 32.09 (32.09)	100 m : 1:11.18 (39.09) [1:11.18]		150 m : 1:52.29 (41.11)	200 m : 2:34.88 (42.59) [1:23.70]
250 m : 3:23.81 (48.93)	300 m : 4:13.08 (49.27) [1:38.20]		350 m : 4:55.70 (42.62)	400 m : 5:35.87 (40.17) [1:22.79]
14. DE FRANCESCO Hugo	1997 FRA CN RIOM [1]	+0.86	5:39.18	746 pts
50 m : 35.47 (35.47)	100 m : 1:18.39 (42.92) [1:18.39]		150 m : 2:03.64 (45.25)	200 m : 2:46.82 (43.18) [1:28.43]
250 m : 3:33.83 (47.01)	300 m : 4:20.68 (46.85) [1:33.86]		350 m : 5:01.42 (40.74)	400 m : 5:39.18 (37.76) [1:18.50]
15. COLOMAS Baptiste	2000 FRA MOULINS AQUAVIE [1]	+0.75	5:54.86	652 pts
50 m : 38.20 (38.20)	100 m : 1:25.21 (47.01) [1:25.21]		150 m : 2:09.20 (43.99)	200 m : 2:53.39 (44.19) [1:28.18]
250 m : 3:44.49 (51.10)	300 m : 4:36.56 (52.07) [1:43.17]		350 m : 5:16.30 (39.74)	400 m : 5:54.86 (38.56) [1:18.30]
16. MEYER Dylan	1996 FRA ASPTT AURILLAC [1]	+0.82	6:07.62	581 pts
50 m : 38.65 (38.65)	100 m : 1:26.85 (48.20) [1:26.85]		150 m : 2:14.67 (47.82)	200 m : 3:00.36 (45.69) [1:33.51]
250 m : 3:53.40 (53.04)	300 m : 4:46.77 (53.37) [1:46.41]		350 m : 5:28.83 (42.06)	400 m : 6:07.62 (38.79) [1:20.84]
17. DEBITON Yann	1999 FRA MONTLUÇON NATATION [2]	+0.88	6:23.73	496 pts
50 m : 39.67 (39.67)	100 m : 1:29.18 (49.51) [1:29.18]		150 m : 2:15.14 (45.96)	200 m : 3:00.70 (45.56) [1:31.52]
250 m : 3:58.72 (58.02)	300 m : 4:56.39 (57.67) [1:55.69]		350 m : 5:41.88 (45.49)	400 m : 6:23.73 (41.85) [1:27.34]
18. BOURLET Sebastien	1997 FRA ASSS CLERMONT-FERRAND [1]	+0.83	6:31.53	457 pts
50 m : 41.41 (41.41)	100 m : 1:34.72 (53.31) [1:34.72]		150 m : 2:24.74 (50.02)	200 m : 3:12.87 (48.13) [1:38.15]
250 m : 4:04.70 (51.83)	300 m : 4:59.63 (54.93) [1:46.76]		350 m : 5:46.40 (46.77)	400 m : 6:31.53 (45.13) [1:31.90]
--- BAGUET Charles	1998 FRA CO BRIOUDE NATATION [1]			DSQ Vi
--- FARGIER Flavien	1995 FRA DAUPHINS YSSINGEAUX [1]			DNS dec
--- MARMIER Julien	1996 FRA STADE CLERMONT NATATION [2]			DNS dec
--- REGERAT Alexis	1993 FRA MONTLUÇON NATATION [1]			DNS dec

Résultats

Séries : 4x100 4 Nages Messieurs

[J1 : Di 06/11/2011 - R2]

1.	SASSE Robin	57.33	1993	FRA	STADE CLERMONT NATATION [1]	+0.73	3:52.56	1221 pts
	SELIN Johan	1:06.20	1990	FRA		+0.37		
	DANIEL Jean	57.58	1993	FRA		+0.44		
	DESVILETTE Sacha	51.45	1993	FRA		+0.34		
2.	SCHENKEL Jules	58.48	1995	FRA	CHAMALIERES-MONTFERRAND N [1]	+0.77	3:57.17	1186 pts
	BELLEROPHON Jérôme	1:05.67	1978	FRA		+0.37		
	JEAN DIT GAUTIER Marc	58.44	1994	FRA		+0.44		
	GWIZDZ Damien	54.58	1995	FRA		+0.39		
3.	CARRAT Victor	58.44	1993	FRA	VICHY VAL D'ALLIER NATATION [1]	+0.75	3:58.98	1173 pts
	LOTH Matthias	1:05.73	1994	FRA		+0.24		
	DAMBRUN Xavier	1:01.20	1991	FRA		+0.44		
	ELJASZEWICZ Baptiste	53.61	1988	FRA		+0.37		
4.	PONTVIANNE Alban	1:03.79	1994	FRA	MONISTROL NATATION [1]	+0.75	4:08.74	1100 pts
	SOUCHON Mathieu	1:07.36	1994	FRA		+0.18		
	BISCHOFF Boris	59.91	1994	FRA		+0.52		
	LAGER Joseph	57.68	1997	FRA		+0.23		
5.	JAMEY Sébastien	1:06.05	1987	FRA	ASPTT CLERMONT-FERRAND [1]	+0.70	4:17.04	1040 pts
	COUDERT Jean-Baptiste	1:12.39	1992	FRA		+0.51		
	GALANGO Sylvain	1:02.99	1973	FRA		+0.61		
	ROUSSEL Philippe	55.61	1989	FRA		+0.26		
6.	RIPOCHE Mathieu	1:04.46	1991	FRA	STADE CLERMONT NATATION [2]	+0.85	4:17.15	1040 pts
	JOURDET Antoine	1:12.69	1996	FRA		+0.55		
	BARTHELEMY Vincent	1:04.83	1996	FRA		+0.52		
	MARMIER Julien	55.17	1996	FRA		+0.59		
7.	METRAL Max	1:04.98	1992	FRA	CHAMALIERES-MONTFERRAND N [2]	+0.67	4:17.88	1034 pts
	JEROME Thomas	1:10.19	1993	FRA		+0.54		
	GIBERT Guillaume	1:02.93	1992	FRA		+0.24		
	RICOUL Tristan	59.78	1996	FRA		+0.43		
8.	VIALTER Florian	1:05.74	1994	FRA	CN RIOM [1]	+0.69	4:18.02	1033 pts
	DAUPHINOT Andy	1:08.53	1989	FRA		+0.48		
	CROS Pascal	1:08.15	1994	FRA		+0.26		
	PAPUT Grégory	55.60	1975	FRA		+0.14		
9.	AURICHE Antoine	1:10.38	1994	FRA	SN LEMPDES [1]	+0.74	4:29.22	956 pts
	CHATEAU Brice	1:14.19	1986	FRA		+0.17		
	FONTANEY Sacha	1:03.28	1991	FRA		+0.26		
	BARRIER Luc	1:01.37	1996	FRA		+0.19		
10.	HUARD Florian	1:08.66	1994	FRA	MONTLUÇON NATATION [1]	+0.69	4:30.64	946 pts
	HARDY Kevin	1:14.29	1992	FRA		+0.50		
	PICAUD Matthieu	1:09.02	1995	FRA		+0.51		
	QUENEC'H DU Ronan	58.67	1996	FRA		+0.37		
11.	HAMONIC Hugo	1:09.13	1995	FRA	ASPTT AURILLAC [1]	+0.76	4:32.17	936 pts
	VEDRENNE Vincent	1:18.20	1992	FRA		+0.54		
	VIERS Alexandre	1:03.51	1988	FRA		+0.60		
	LAYBRO Victor	1:01.32	1994	FRA		+0.53		
12.	LAFLEURIEL Valentin	1:07.88	1996	FRA	MOULINS AQUAVIE [1]	+0.72	4:41.19	876 pts
	STAMM Rodrigue	1:18.83	1995	FRA		+0.55		
	MARCHAL Samson	1:15.30	1992	FRA		+0.74		
	PETTERSIN Thibaut	59.18	1991	FRA		+0.62		
13.	GINET Gautier	1:12.15	1997	FRA	CN LE PUY-EN-VELAY [1]	+0.76	4:41.88	871 pts
	GIMBERT Kevin	1:18.29	1993	FRA		+0.83		
	BARRY Alexandre	1:10.11	1996	FRA		+0.32		
	BESSEYRE Hugo	1:01.33	1996	FRA		+0.27		
14.	MORON Luc	1:09.07	1994	FRA	US VIC-LE-COMTE NATATION [1]	+0.71	4:45.42	849 pts
	DEBARD Valentin	1:22.22	1995	FRA		+0.37		
	MOUCHARD Vladimir	1:13.33	1997	FRA		+0.68		
	BERTRAND Romain	1:00.80	1992	FRA		+0.47		

Résultats

(Suite) Séries : 4x100 4 Nages Messieurs

[J1 : Di 06/11/2011 - R2]

15.	DEBENOIT Pierre	1:12.10	1996	FRA	MONISTROL NATATION [2]	+0.72	4:50.03	819 pts
	REYMOND Yann	1:23.12	1996	FRA		+0.05		
	MERLE Nicolas	1:13.23	1996	FRA		+0.78		
	BRUSTEL Theo	1:01.57	1996	FRA		+0.20		
16.	VACHELARD Victor	1:14.88	1998	FRA	CO BRIOUDE NATATION [1]	+0.79	4:52.40	804 pts
	BAGUET Charles	1:26.80	1998	FRA		+0.70		
	VACHELARD Arthur	1:07.01	1996	FRA		+0.62		
	LEITES Alexandre	1:03.71	1994	FRA		+0.55		
17.	BOURLET Pierre	1:23.13	1989	FRA	ASSS CLERMONT-FERRAND [1]	+0.70	5:09.72	700 pts
	ROBERT Marc	1:24.48	1968	FRA		+0.62		
	FOLL Gildas	1:15.98	1976	FRA		+0.57		
	SIMONET Eric	1:06.12	1963	FRA		+0.69		
18.	PFENNIG Alexandre	1:21.96	1998	FRA	VICHY VAL D'ALLIER NATATION [2]	+0.76	5:21.55	633 pts
	PIRON Alexandre	1:36.61	1999	FRA		+0.65		
	BEN GADHA Amine	1:12.15	1999	FRA		+0.54		
	PIRON Thomas	1:10.83	2000	FRA		+0.36		
19.	PASCAL Xavier	1:27.89	1999	FRA	MONTLUÇON NATATION [2]	+0.80	5:48.02	495 pts
	DESSART Grégory	1:28.34	1990	FRA		+0.41		
	RIVIERE Axel	1:49.78	2000	FRA		+0.00		
	AUPETIT Marien	1:02.01	1994	FRA		+0.72		
---					DAUPHINS YSSINGEAUX [1]		DNS	dec

Séries : 10x100 Nage Libre Messieurs

[J1 : Di 06/11/2011 - R1]

1.	DANIEL Jean	52.28	1993	FRA	STADE CLERMONT NATATION [1]	+0.65	8:54.88	1192 pts
	CHAUMONT Baptiste	53.24	1992	FRA		+0.23		
	VERWEIRDE Théo	53.99	1993	FRA		+0.33		
	ESCALANTE Yacine	56.71	1993	FRA		+0.31		
	DESVILETTE Sacha	52.71	1993	FRA		+0.66		
	SELIN Johan	55.63	1990	FRA		+0.36		
	FERMIS Vincent	51.88	1986	FRA		+0.50		
	COUHERT Antoine	53.23	1994	FRA		+0.52		
	BOSCHER Guillaume	52.56	1993	FRA		+0.43		
	SASSE Robin	52.65	1993	FRA		+0.37		
2.	SCHENKEL Jules	53.14	1995	FRA	CHAMALIERES-MONTFERRAND N [1]	+0.78	9:04.68	1158 pts
	GWIZDZ Damien	53.96	1995	FRA		+0.39		
	CHANAL Nicholas	53.94	1992	FRA		+0.50		
	COSTE Cédric	53.50	1986	FRA		+0.43		
	BELLEROPHON Jérôme	54.62	1978	FRA		+0.48		
	CATHONNET Florent	54.10	1989	FRA		+0.50		
	NOVEL CATIN Vincent	57.05	1985	FRA		+0.36		
	TAILLANDIER Maxime	56.38	1994	FRA		+0.38		
	LESCURE Bastien	54.92	1992	FRA		+0.50		
	JEAN DIT GAUTIER Marc	53.07	1994	FRA		+0.36		
3.	LOTH Matthias	55.08	1994	FRA	VICHY VAL D'ALLIER NATATION [1]	+0.70	9:20.13	1105 pts
	CARRAT Victor	53.27	1993	FRA		+0.47		
	MATHIAS Julien	57.47	1995	FRA		+0.46		
	RANDOIN Julien	59.51	1996	FRA		+0.60		
	TOURETTE Adrien	54.39	1991	FRA		+0.47		
	BEN GADHA Bekir	58.59	1995	FRA		+0.53		
	NOEL Alexandre	55.81	1993	FRA		+0.39		
	MAQUAIRE Grégory	56.55	1982	FRA		+0.59		
	DAMBRUN Xavier	55.50	1991	FRA		+0.58		
	ELJASZEWICZ Baptiste	53.96	1988	FRA		+0.38		

Résultats

(Suite) Séries : 10x100 Nage Libre Messieurs

[J1 : Di 06/11/2011 - R1]

4.	BISCHOFF Boris	55.21	1994	FRA	MONISTROL NATATION [1]	+0.81	9:38.30	1044 pts
	SOUCHON Mathieu	55.90	1994	FRA		+0.21		
	GAILLARD Pierre	56.19	1994	FRA		+0.49		
	PONTVIANNE Alban	56.88	1994	FRA		+0.56		
	LAROCHE Jordan	1:02.78	1996	FRA		+0.48		
	GIRODET Guillaume	1:00.01	1983	FRA		+0.53		
	MARTIN Lucas	59.80	1990	FRA		+0.65		
	PIROUX MOUNIER Simon	55.23	1989	FRA		+0.10		
	PERBET Kévin	58.59	1989	FRA		+0.51		
	LAGER Joseph	57.71	1997	FRA		+0.32		
5.	RIPOCHE Mathieu	57.13	1991	FRA	STADE CLERMONT NATATION [2]	+0.84	9:42.85	1029 pts
	VERWEIRDE Lucas	59.86	1997	FRA		+0.47		
	JOFFRE Clément	57.50	1991	FRA		+0.50		
	VISSAC Sylvain	57.31	1996	FRA		+0.59		
	MATHIEU Geoffroy	1:00.00	1997	FRA		+0.32		
	VALY Théo	57.73	1996	FRA		+0.44		
	MARMIER Julien	55.57	1996	FRA		+0.64		
	JARRIGE Yvan	59.11	1989	FRA		+0.61		
	JOURDET Antoine	1:00.77	1996	FRA		+0.49		
	BARTHELEMY Vincent	57.87	1996	FRA		+0.44		
6.	METRAL Max	57.63	1992	FRA	CHAMALIERES-MONTFERRAND N [2]	+0.74	9:54.98	989 pts
	BONTEMPS Clément	1:01.61	1994	FRA		+0.18		
	JEROME Thomas	58.01	1993	FRA		+0.55		
	HUSSONG Quentin	59.04	1991	FRA		+0.53		
	GIBERT Guillaume	57.11	1992	FRA		+0.36		
	RICOUL Tristan	59.24	1996	FRA		+0.47		
	THIRIOT Alexandre	1:00.15	1991	FRA		+0.62		
	GALLET Olivier	1:01.64	1966	FRA		+0.26		
	CHARRADE Théo	1:01.36	1998	FRA		+0.59		
	COHADE Jérôme	59.19	1982	FRA		+0.45		
7.	DAUPHINOT Andy	57.26	1989	FRA	CN RIOM [1]	+0.22	9:55.10	989 pts
	CROS Pascal	57.03	1994	FRA		+0.34		
	BONY Anthony	1:01.24	1994	FRA		+0.53		
	BLEHAUT Jean-Baptiste	59.29	1982	FRA		+0.31		
	BLANCHER Thibaut	59.42	1995	FRA		+0.27		
	DE FRANCESCO Hugo	50.22	1997	FRA		+0.31		
	PAPUT Grégory	37.80	1975	FRA		+0.00		
	DUBOIS Boris	1:32.40	1988	FRA		+0.00		
	LENORMAND Benjamin	1:03.82	1986	FRA		+0.69		
	VIALTER Florian	56.62	1994	FRA		+0.39		
8.	HARDY Kevin	55.42	1992	FRA	MONTLUÇON NATATION [1]	+0.67	10:10.64	940 pts
	PICAUD Matthieu	59.65	1995	FRA		+0.54		
	KOMMER Quentin	1:07.29	1998	FRA		+0.62		
	BINET Quentin	1:01.57	1997	FRA		+0.56		
	TOURETTE Arnaud	1:06.16	1995	FRA		+0.30		
	HUARD Florian	1:01.60	1994	FRA		+0.24		
	PASCAL Fabien	1:01.53	1995	FRA		+0.37		
	PIMENTA Simon	1:00.28	1993	FRA		+0.64		
	REGERAT Alexis	59.98	1993	FRA		+0.55		
	QUENEC'H DU Ronan	57.16	1996	FRA		+0.45		

Résultats

(Suite) Séries : 10x100 Nage Libre Messieurs

[J1 : Di 06/11/2011 - R1]

9.	MAHALLI Rachid	59.29	1996	FRA	ASPTT CLERMONT-FERRAND [1]	+0.62	10:23.52	900 pts
	DI LIBERTO Edouard	1:03.31	1989	FRA		+0.64		
	PEULSON Jean-Pierre	1:09.26	1969	FRA		+0.48		
	BENOIT Valentin	1:07.54	1997	FRA		+0.64		
	DUCROT Lionel	1:01.79	1982	FRA		+0.62		
	RANTIEN Nicolas	58.13	1976	FRA		+0.56		
	COUDERT Jean-Baptiste	59.16	1992	FRA		+0.52		
	GALANGO Sylvain	1:04.09	1973	FRA		+0.64		
	JAMEY Sébastien	1:02.03	1987	FRA		+0.50		
	ROUSSEL Philippe	58.92	1989	FRA		+0.51		
10.	AURICHE Antoine	1:00.60	1994	FRA	SN LEMPDES [1]	+0.58	10:27.68	887 pts
	TAUSSAT Jérémie	1:02.77	1995	FRA		+0.22		
	ROCHE Philippe	1:04.44	1968	FRA		+0.42		
	PRADEL Gauthier	1:08.15	1996	FRA		+0.25		
	REY Mathieu	1:04.56	1997	FRA		+0.50		
	TABARANT Bastien	1:03.36	1987	FRA		+0.63		
	FAGEOL Simon	1:06.43	1992	FRA		+0.25		
	BARRIER Luc	59.84	1996	FRA		+0.22		
	CHATEAU Brice	1:02.49	1986	FRA		+0.27		
	FONTANEY Sacha	55.04	1991	FRA		+0.14		
11.	VIERS Alexandre	58.92	1988	FRA	ASPTT AURILLAC [1]	+0.92	10:36.78	859 pts
	HAMONIC Hugo	1:02.71	1995	FRA		+0.76		
	BASTARD Kevin	1:06.69	1996	FRA		+0.42		
	SCHMUTZ Victor	1:07.34	1995	FRA		+0.48		
	MEYER Dylan	1:08.98	1996	FRA		+0.61		
	BASTARD Alain	1:05.97	1993	FRA		+0.68		
	VEDRENNE Vincent	1:01.58	1992	FRA		+0.65		
	ESQUIRE Philippe	1:01.90	1994	FRA		+0.50		
	LAYBRO Victor	1:01.61	1994	FRA		+0.63		
	ESQUIRE Thomas	1:01.08	1989	FRA		+0.38		
12.	DEBENOIT Pierre	1:01.63	1996	FRA	MONISTROL NATATION [2]	+0.86	10:53.10	811 pts
	BRUSTEL Theo	1:02.17	1996	FRA		+0.45		
	GUILLOT Antoine	1:14.11	1998	FRA		+0.68		
	BUGNAZET Stephane	1:04.34	1975	FRA		+0.20		
	COUTANSON Remi	1:04.79	1997	FRA		+0.71		
	MASSARDIER Adrien	1:11.47	1998	FRA		+0.52		
	MERLE Nicolas	1:03.29	1996	FRA		+0.63		
	TEYSSOT Maxime	1:03.53	1990	FRA		+0.76		
	LAGER Jean	1:03.71	1991	FRA		+0.32		
	REYMOND Yann	1:04.06	1996	FRA		+0.22		
13.	BERTRAND Romain	1:01.16	1992	FRA	US VIC-LE-COMTE NATATION [1]	+0.71	10:56.29	802 pts
	SAUVADET Antoine	1:05.50	1992	FRA		+0.70		
	MOUCHARD Vladimir	1:06.26	1997	FRA		+0.77		
	DEBARD Valentin	1:07.66	1995	FRA		+0.52		
	PADULA Morgan	1:12.12	1992	FRA		+0.35		
	BERTRAND Nicolas	1:08.64	1995	FRA		+0.41		
	GAUME Romain	1:05.13	1994	FRA		+0.65		
	LALLOZ Jules	1:07.48	1997	FRA		+0.31		
	DUCHEZ Tom	1:03.36	1995	FRA		+0.37		
	MORON Luc	58.98	1994	FRA		+0.41		

Résultats

(Suite) Séries : 10x100 Nage Libre Messieurs

[J1 : Di 06/11/2011 - R1]

14.	CHOMETAT Vivien	1:00.32	1991	FRA	VICHY VAL D'ALLIER NATATION [2]	+0.93	10:56.98	800 pts
	BEN GADHA Amine	1:04.43	1999	FRA		+0.50		
	PFENNIG Alexandre	1:12.50	1998	FRA		+0.43		
	PIRON Thomas	1:09.31	2000	FRA		+0.65		
	DA RE Axel	1:02.86	1995	FRA		+0.34		
	GONINET Valentin	1:10.58	1997	FRA		+0.67		
	BEGOUIN Arnaud	1:01.09	1986	FRA		+0.74		
	PIRON Alexandre	1:14.30	1999	FRA		+0.65		
	MAGNIER Thibault	1:01.66	1990	FRA		+0.62		
	PEPE Pierre-Emmanuel	59.93	1978	FRA		+0.21		
15.	GINET Gautier	1:01.55	1997	FRA	CN LE PUY-EN-VELAY [1]	+0.98	11:03.44	781 pts
	DEPEYRE Maxime	1:09.18	1998	FRA		+0.44		
	BARRY Alexandre	59.78	1996	FRA		+0.69		
	GIMBERT Kevin	1:04.11	1993	FRA		+0.72		
	VIAUD Sony	1:14.12	1999	FRA		+0.42		
	RIBEYRE Adrien	1:10.09	2000	FRA		+0.73		
	VASSEUR Rémi	1:03.38	1996	FRA		+0.50		
	SOULIER Pierre	1:15.09	1998	FRA		+0.78		
	CASALI Corentin	1:04.34	1997	FRA		+0.22		
	BESSEYRE Hugo	1:01.80	1996	FRA		+0.34		
16.	DURIEUX Nathan	1:01.99	1995	FRA	ASSS CLERMONT-FERRAND [1]	+0.74	11:26.12	718 pts
	DALLE Nicolas	1:06.48	1983	FRA		+0.53		
	ROBERT Marc	1:07.52	1968	FRA		+0.65		
	SIMONET Eric	1:04.70	1963	FRA		+0.46		
	BRUNET Benjamin	1:07.00	1996	FRA		+0.49		
	MAISONNEUVE Hugo	1:08.43	1997	FRA		+0.30		
	BOURLET Sebastien	1:13.70	1997	FRA		+0.62		
	FERNEY Thibault	1:27.98	1997	FRA		+0.43		
	BOURLET Pierre	1:07.88	1989	FRA		+0.45		
	FOLL Gildas	1:00.41	1976	FRA		+0.33		
17.	VACHELARD Arthur	59.32	1996	FRA	CO BRIOUDE NATATION [1]	+0.76	11:27.75	713 pts
	FILAIRE Alexis	1:12.53	1999	FRA		+0.44		
	VACHELARD Victor	1:07.59	1998	FRA		+0.74		
	DENAIVES Thomas	1:18.81	2000	FRA		+0.73		
	LEITES Alexandre	1:03.10	1994	FRA		+0.77		
	DEFOIS Maxime	1:17.77	2000	FRA		+0.00		
	BARDY Théo	1:12.83	1999	FRA		+0.41		
	BIZET Sébastien	54.94	1984	FRA		+0.58		
	BATTIER Remi	1:17.09	1999	FRA		+0.58		
	BAGUET Charles	1:03.75	1998	FRA		+0.43		
18.	PETTERSIN Thibaut	1:00.05	1991	FRA	MOULINS AQUAVIE [1]	+0.86	11:41.57	676 pts
	LAFLEURIEL Valentin	58.75	1996	FRA		+0.29		
	COLOMAS Pierre	1:13.59	1999	FRA		+0.12		
	STAMM Rodrigue	1:06.45	1995	FRA		+0.61		
	MARCHAL Samson	1:04.83	1992	FRA		+0.73		
	BELHADJ Iliès	1:18.81	2000	FRA		+0.39		
	RABET Aurélien	1:12.52	1997	FRA		+0.50		
	GAUTIER Victor	1:14.34	1999	FRA		+0.59		
	LECORNET Arthur	1:24.91	2000	FRA		+0.60		
	COLOMAS Baptiste	1:07.30	2000	FRA		+0.57		



Championnats de France Interclubs Toutes Catégories 1 à 20


CLERMONT FERRAND
06 novembre 2011 - Bassin de 25 m

Résultats

(Suite) Séries : 10x100 Nage Libre Messieurs

[J1 : Di 06/11/2011 - R1]

19.	PAILLOUX Mathieu	1:07.50	1997	FRA	MONTLUÇON NATATION [2]	+0.71	12:09.68	603 pts
	RABRET Anthony	1:16.25	1994	FRA		+0.67		
	RIVIERE Axel	1:26.31	2000	FRA		+0.15		
	GOMES Damien	1:20.09	1999	FRA		+0.45		
	LEGRIS Yann	1:10.44	1995	FRA		+0.38		
	DEBITON Yann	1:12.33	1999	FRA		+0.77		
	PASCAL Xavier	1:14.48	1999	FRA		+0.62		
	DESSART Grégory	1:08.69	1990	FRA		+0.36		
	DOMENECH Thomas	1:11.62	1985	FRA		+0.70		
	AUPETIT Marien	1:01.96	1994	FRA		+0.54		
---					DAUPHINS YSSINGEAUX [1]		DNS dec	






Championnats de France Interclubs Toutes Catégories 1 à 20

CLERMONT FERRAND
06 novembre 2011 - Bassin de 25 m

Classement par Équipe

Classement Dames

1. STADE CLERMONT NATATION [1]	16561 pts
2. CHAMALIERES-MONTFERRAND N [1]	15737 pts
3. VICHY VAL D'ALLIER NATATION [1]	14472 pts
4. CN RIOM [1]	13968 pts
5. CO BRIOUDE NATATION [1]	13533 pts
6. MONISTROL NATATION [1]	12748 pts
6. STADE CLERMONT NATATION [2]	12748 pts
8. GANNAT OLYMPIQUE N [1]	12580 pts
9. MONTLUÇON NATATION [1]	12354 pts
10. CN LE PUY-EN-VELAY [1]	11293 pts
11. MOULINS AQUAVIE [1]	11150 pts
12. SN LEMPDES [1]	11021 pts
13. US VIC-LE-COMTE NATATION [1]	10620 pts
14. US ISSOIRE [1]	10390 pts
15. CHAMALIERES-MONTFERRAND N [2]	10373 pts
16. DAUPHINS YSSINGEAUX [1]	10264 pts
17. ASPTT AURILLAC [1]	10144 pts
18. ASPTT CLERMONT-FERRAND [1]	9806 pts
19. VICHY VAL D'ALLIER NATATION [2]	9272 pts
20. MONTLUÇON NATATION [2]	8437 pts






Championnats de France Interclubs Toutes Catégories 1 à 20

CLERMONT FERRAND
06 novembre 2011 - Bassin de 25 m

Classement par Équipe

Classement Messieurs

1. STADE CLERMONT NATATION [1]	17912 pts
2. CHAMALIERES-MONTFERRAND N [1]	17389 pts
3. VICHY VAL D'ALLIER NATATION [1]	16136 pts
4. STADE CLERMONT NATATION [2]	15614 pts
5. MONISTROL NATATION [1]	15547 pts
6. CHAMALIERES-MONTFERRAND N [2]	14443 pts
7. ASPTT CLERMONT-FERRAND [1]	14400 pts
8. CN RIOM [1]	13947 pts
9. MONTLUÇON NATATION [1]	13548 pts
10. SN LEMPDES [1]	12571 pts
11. ASPTT AURILLAC [1]	12313 pts
12. US VIC-LE-COMTE NATATION [1]	11736 pts
13. MONISTROL NATATION [2]	11598 pts
14. CN LE PUY-EN-VELAY [1]	11377 pts
15. VICHY VAL D'ALLIER NATATION [2]	11324 pts
16. MOULINS AQUAVIE [1]	10468 pts
17. CO BRIOUDE NATATION [1]	10455 pts
18. ASSS CLERMONT-FERRAND [1]	9496 pts
19. MONTLUÇON NATATION [2]	6968 pts





Championnats de France Interclubs Toutes Catégories 1 à 20

CLERMONT FERRAND
06 novembre 2011 - Bassin de 25 m

Classement par Équipe

Classement Dames et Messieurs

1. STADE CLERMONT NATATION [1]	34473 pts
2. CHAMALIERES-MONTFERRAND N [1]	33126 pts
3. VICHY VAL D'ALLIER NATATION [1]	30608 pts
4. STADE CLERMONT NATATION [2]	28362 pts
5. MONISTROL NATATION [1]	28295 pts
6. CN RIOM [1]	27915 pts
7. MONTLUÇON NATATION [1]	25902 pts
8. CHAMALIERES-MONTFERRAND N [2]	24816 pts
9. ASPTT CLERMONT-FERRAND [1]	24206 pts
10. CO BRIOUDE NATATION [1]	23988 pts
11. SN LEMPDES [1]	23592 pts
12. CN LE PUY-EN-VELAY [1]	22670 pts
13. ASPTT AURILLAC [1]	22457 pts
14. US VIC-LE-COMTE NATATION [1]	22356 pts
15. MOULINS AQUAVIE [1]	21618 pts
16. VICHY VAL D'ALLIER NATATION [2]	20596 pts
17. MONTLUÇON NATATION [2]	15405 pts
18. GANNAT OLYMPIQUE N [1]	12580 pts
19. MONISTROL NATATION [2]	11598 pts
20. US ISSOIRE [1]	10390 pts
21. DAUPHINS YSSINGEAUX [1]	10264 pts
22. ASSS CLERMONT-FERRAND [1]	9496 pts

